Tender for Extension of wing in Block E at PDEU campus, Gandhinagar

Part – C

Tender Drawings

HCP DESIGN PLANNING AND MANAGEMENT PVT. LTD.
Paritosh, Usmanpura, Ahmedabad – 380 013, Phone: 2755 0875, Fax: 2755 2924.

BLANK

HCP DESIGN, PLANNING & MANAGEMENT PVT LTD

Paritosh, Usmanpura, Ahmedabad 380013

Client: Pandit Deendayal Energy University **Project Title - BLOCK E EXTENSION** **Sheet No: 1**

Date: 24.08.2022 **Job No. 15023**

Stage - TENDER

Sr No	Description	Drawing No Project Name/Category/Drawing type/level/drawing number	Issue Date	Remarks
Architectural Drawings				
Plans				
1	Third floor plan	22007-00-00-HCP-DG-3101-T-R0	24.08.2022	
2	Terrace plan	22007-00-00-HCP-DG-3102-T-R0	24.08.2022	
Sextions and Elevations				
1	Sections 1-1 & 2-2	22007-00-00-HCP-DG-3201-T-R0	24.08.2022	
2	Elevations	22007-00-00-HCP-DG-3301-T-R0	24.08.2022	
Detail Drawing				
1	Door window intent	22007-00-00-HCP-DG-7001-T-R0	24.08.2022	
2	Toilet detail - Female	22007-00-00-HCP-DG-7002-T-R0	24.08.2022	
3	Toilet detail - Male	22007-00-00-HCP-DG-7003-T-R0	24.08.2022	
4	Railing detail	22007-00-00-HCP-DG-7004-T-R0	24.08.2022	
5	Flooring Detail	22007-00-00-HCP-DG-7005-T-R0	24.08.2022	
Electrical Drawings				
1	Third floor electrical control layout	1110-E-101-E00	24.08.2022	
2	Third floor electrical slab conduits layout	1110-E-102-E00	24.08.2022	
3	Ground lfoor electrical layout	1110-E-103-E00	24.08.2022	
4	Terrace electrical layout	1110-E-104-E00	24.08.2022	
5	Third floor, floor conduit layout	1110-E-105-E00	24.08.2022	
6	Electrical lighting DB	1110-E-106-E00	24.08.2022	
7	Electrical computer power DB	1110-E-107-E00	24.08.2022	
8	Electrical AC power DB	1110-E-108-E00	24.08.2022	
9	Electrical HVAC panel SLD	1110-E-109-E00	24.08.2022	
Plumbing Drawings				
1	Third floor layout	1110-PL-201-R0	24.08.2022	
2	Terrace layout	1110-PL-202-R0	24.08.2022	
3	Toilet Details	1110-PL-601-R0	24.08.2022	
4	Water supply schematic diagram	1110-PL-301-R0	24.08.2022	
ELV Drawings				
1	Third floor ELV floor conduit layout	1110-E-107-E00	24.08.2022	

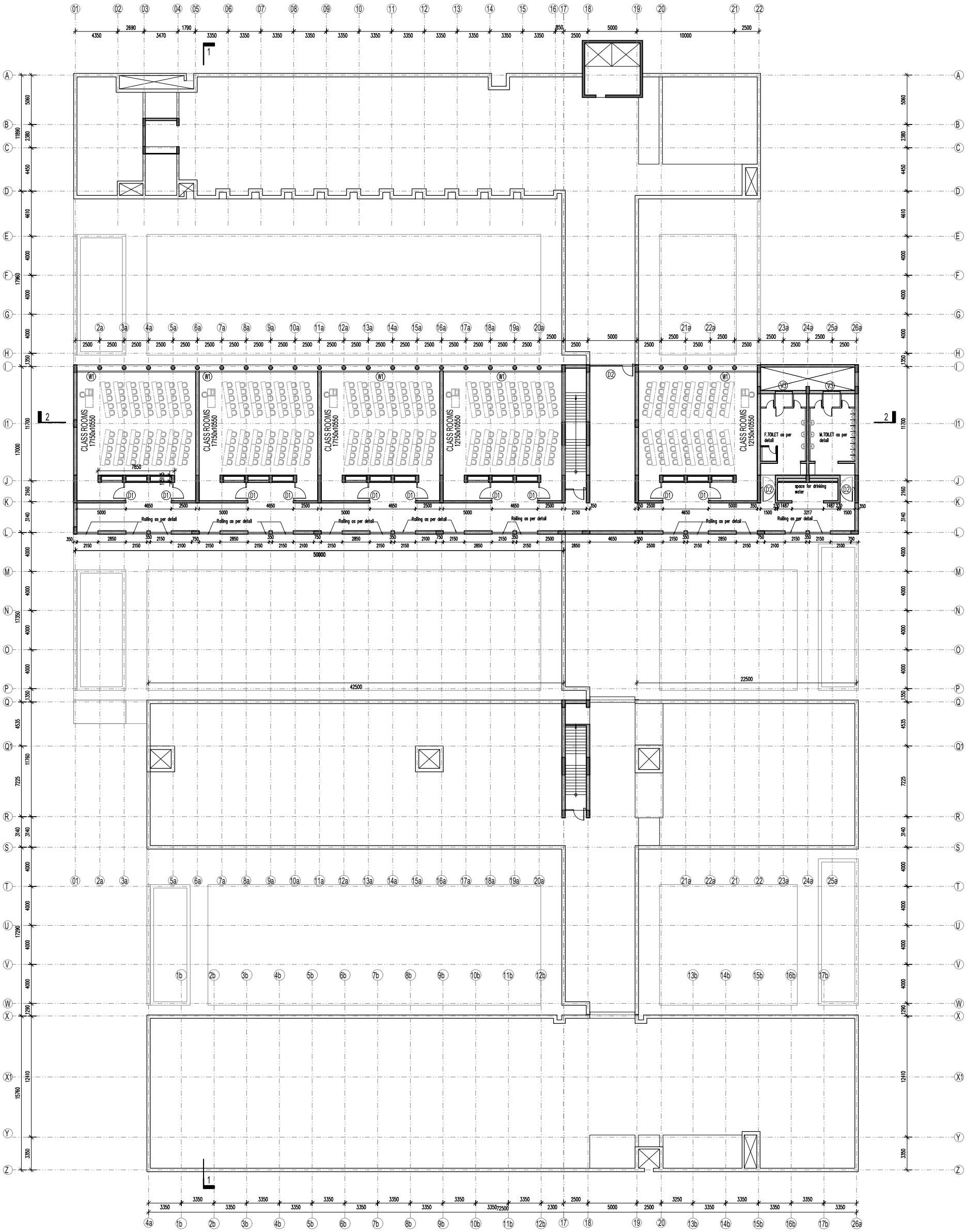

THIRD FLOOR PLAN

Notes:

1. This drawing and its contents are the property of HCP Design, Planning and Management Pvt. Ltd. It is not to be reproduced, copied, loaned, exhibited or used, in whole or in part, except for the purpose it is intended for, without prior written consent from HCP.
2. In case there is any discrepancy between the Architectural drawings and other representational drawings, the Architectural drawings must be followed and any discrepancy between the two must be brought to the notice of the Architect before commencement of work.
3. All dimensions must be read and not measured. Please refer to detailed drawings wherever relevant.

REF.	DATE	DESCRIPTION

ACADEMIC BLOCK E - EXTENSION

THIRD FLOOR PLAN

DWG. NO. : 22007-00-00-HCP-DG-3101-T-R0

SCALE: A3 : 1:400

DATE: 23-08-2022

3101

DRAWN BY : Samruddhi

CHECKED BY: #Checked by

DESIGN MANAGER : Shrujal Desai

PROJECT MANAGER : Amit Shah

PROJECT NAME

PANDIT DEENDAYAL ENERGY UNIVERSITY

BLOCK E EXTENSION

CLIENT

PDEU

AT GANDHINAGAR

PROJECT NO. 15023

HCP

www.hcp.co.in

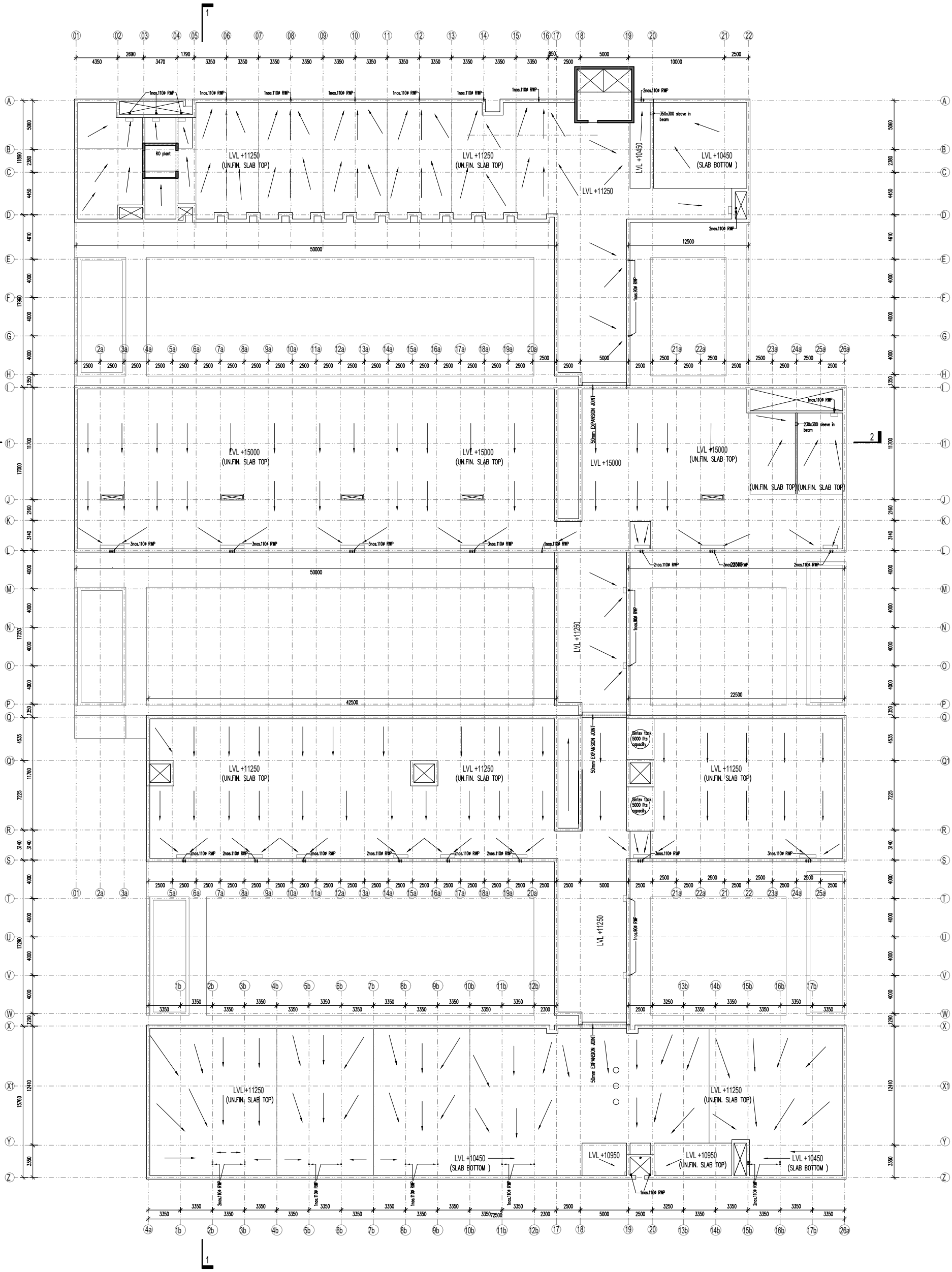

TERRACE PLAN

Notes:

1. This drawing and its contents are the property of HCP Design, Planning and Management Pvt. Ltd. It is not to be reproduced, copied, loaned, exhibited or used, in whole or in part, except for the purpose it is intended for, without prior written consent from HCP.
2. In case there is any discrepancy between the Architectural drawings and other representational drawings, the Architectural drawings must be followed and any discrepancy between the two must be brought to the notice of the Architect before commencement of work.
3. All dimensions must be read and not measured. Please refer to detailed drawings wherever relevant.

REF.	DATE	DESCRIPTION

ACADEMIC BLOCK E - EXTENSION

TERRACE PLAN

DWG. NO. : 22007-00-00-HCP-DG-3102-T-R0

SCALE: A3 : 1:400

DATE: 23-08-2022

3102

DRAWN BY : Samruddhi
CHECKED BY: #Checked by
DESIGN MANAGER : Shrujal Desai
PROJECT MANAGER : Amit Shah

PROJECT NAME
PANDIT DEENDAYAL ENERGY UNIVERSITY
BLOCK E EXTENSION

CLIENT
PDEU

AT GANDHINAGAR

PROJECT NO. 15023

HCP
www.hcp.co.in

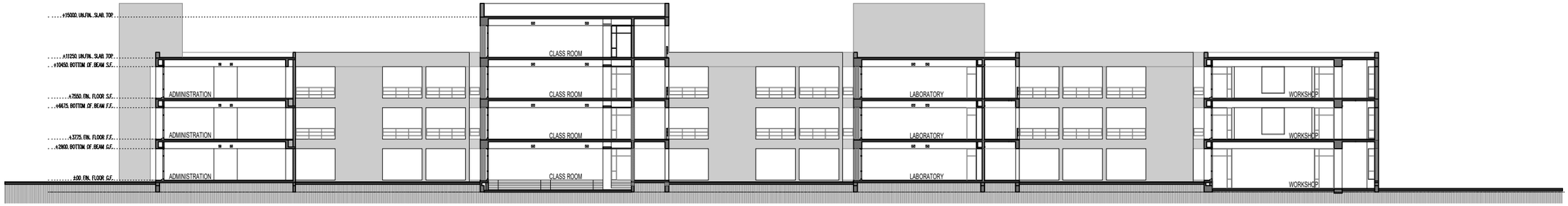

SECTION 1-1

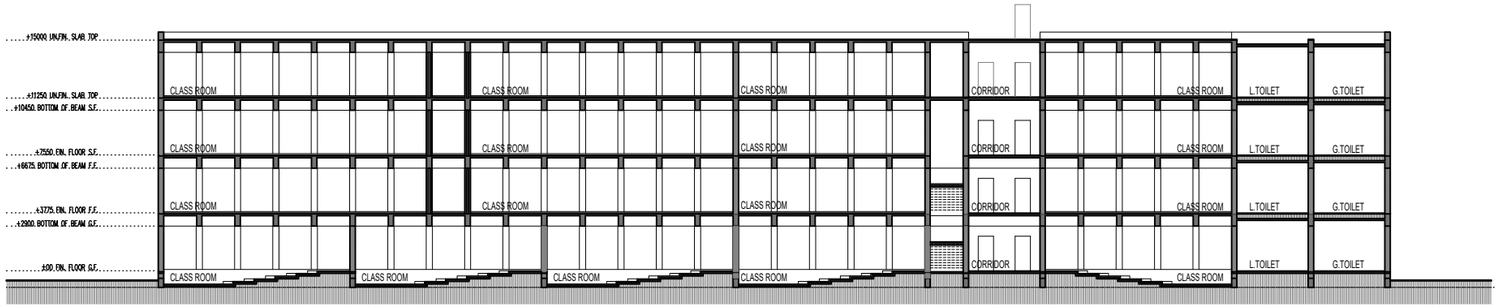

SECTION 2-2

Notes:

1. This drawing and its contents are the property of HCP Design, Planning and Management Pvt. Ltd. It is not to be reproduced, copied, loaned, exhibited or used, in whole or in part, except for the purpose it is intended for, without prior written consent from HCP.
2. In case there is any discrepancy between the Architectural drawings and other representational drawings, the Architectural drawings must be followed and any discrepancy between the two must be brought to the notice of the Architect before commencement of work.
3. All dimensions must be read and not measured. Please refer to detailed drawings wherever relevant.

N

REF.	DATE	DESCRIPTION

ACADEMIC BLOCK E - EXTENSION

SECTIONS

DWG. NO. : 22007-00-00-HCP-DG-3201-T-R0

SCALE: A3 : 1:400

DATE: 23-08-2022

3201

DRAWN BY : Samruddhi

CHECKED BY: #Checked by

DESIGN MANAGER : Shrujal Desai

PROJECT MANAGER : Amit Shah

PROJECT NAME

PANDIT DEENDAYAL ENERGY UNIVERSITY

BLOCK E EXTENSION

CLIENT

PDEU

ATGandhinagar

PROJECT NO. 15023

HCP

www.hcp.co.in

NORTH ELEVATION

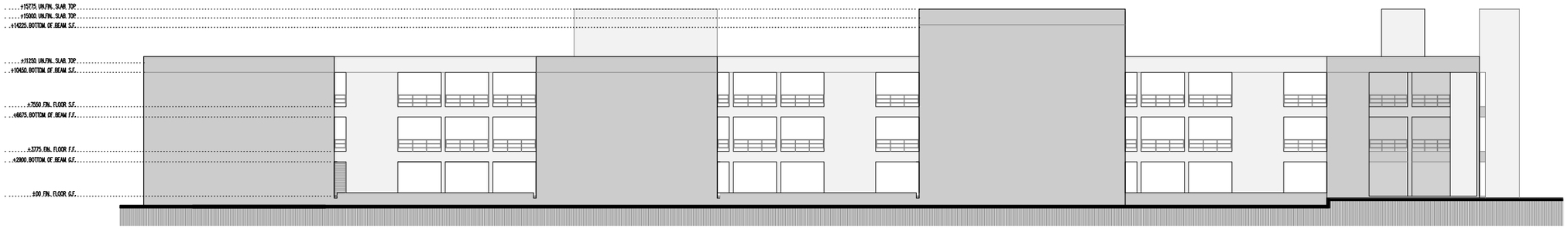

EAST ELEVATION - PROPOSED

Notes:

1. This drawing and its contents are the property of HCP Design, Planning and Management Pvt. Ltd. It is not to be reproduced, copied, loaned, exhibited or used, in whole or in part, except for the purpose it is intended for, without prior written consent from HCP.
2. In case there is any discrepancy between the Architectural drawings and other representational drawings, the Architectural drawings must be followed and any discrepancy between the two must be brought to the notice of the Architect before commencement of work.
3. All dimensions must be read and not measured. Please refer to detailed drawings wherever relevant.

N

REF.	DATE	DESCRIPTION

ACADEMIC BLOCK E - EXTENSION

ELEVATIONS

DWG. NO. : 22007-00-00-HCP-DG-3301-T-R0

SCALE: A3 : 1:400

DATE: 23-08-2022

3301

DRAWN BY : Samruddhi

CHECKED BY: #Checked by

DESIGN MANAGER : Shrujal Desai

PROJECT MANAGER : Amit Shah

PROJECT NAME

PANDIT DEENDAYAL ENERGY UNIVERSITY

BLOCK E EXTENSION

CLIENT

PDEU

ATGandhinagar

PROJECT NO. 15023

HCP

www.hcp.co.in

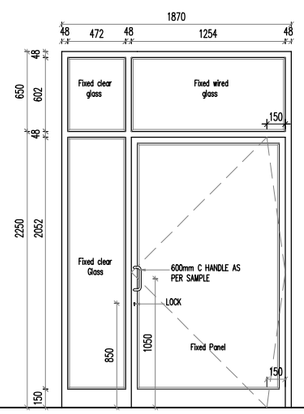

: OUTSIDE
: D1
: 1870x2900
: CLASSROOMS
: 10

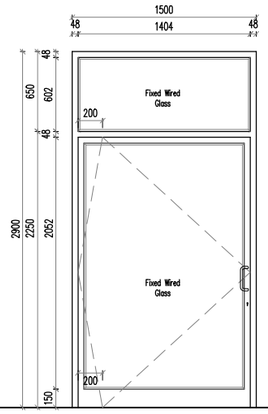

: OUT SIDE
: D2
: 1500X2900
: G.Toilet & L.Toilet
: 02

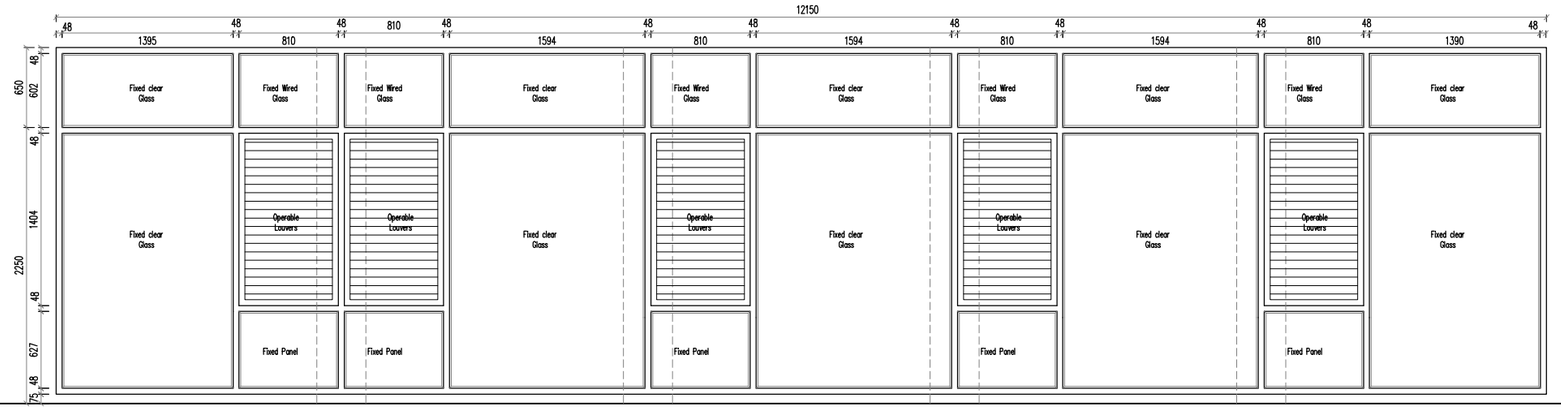

: OUT SIDE
: W1
: 12150x2825
: CLASSROOM & LAB
: 05

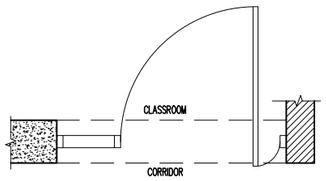

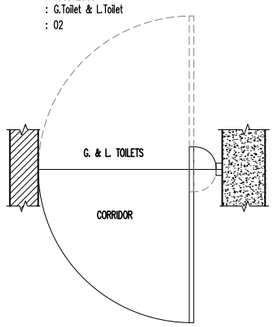

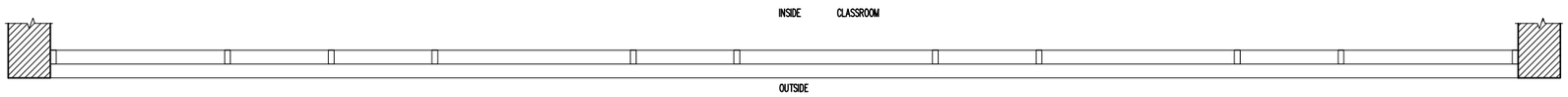

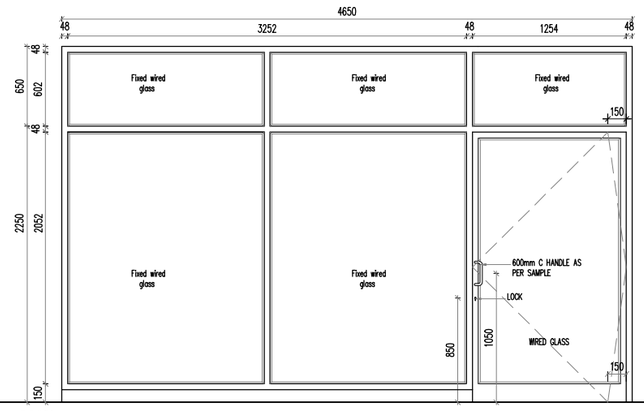

ELEVATION : OUTSIDE
TYPE : D2
SIZE : 1870x2900
LOCATION : CLASSROOMS
TOTAL QTY. : 01

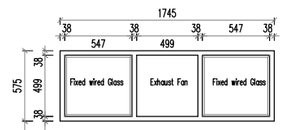

ELEVATION : OUT SIDE
TYPE : V3
SIZE : 3300x575
LOCATION : L.Toilet & G. toilet near Classroom
TOTAL QTY. : 02

Notes:

1. This drawing and its contents are the property of HCP Design, Planning and Management Pvt. Ltd. It is not to be reproduced, copied, loaned, exhibited or used, in whole or in part, except for the purpose it is intended for, without prior written consent from HCP.
2. In case there is any discrepancy between the Architectural drawings and other representational drawings, the Architectural drawings must be followed and any discrepancy between the two must be brought to the notice of the Architect before commencement of work.
3. All dimensions must be read and not measured. Please refer to detailed drawings wherever relevant.

N

REF.	DATE	DESCRIPTION

ACADEMIC BLOCK E - EXTENSION

DOOR - WINDOW INTENT

DWG. NO. : 22007-00-00-HCP-DG-7001-T-R0

SCALE: A3 : 1:50

DATE: 23-08-2022

7001

DRAWN BY : Samruddhi
CHECKED BY: #Checked by
DESIGN MANAGER : Shrujal Desai
PROJECT MANAGER : Amit Shah

PROJECT NAME
PANDIT DEENDAYAL ENERGY UNIVERSITY
BLOCK E EXTENSION

CLIENT
PDEU
ATGandhinagar

PROJECT NO. 15023

HCP
www.hcp.co.in

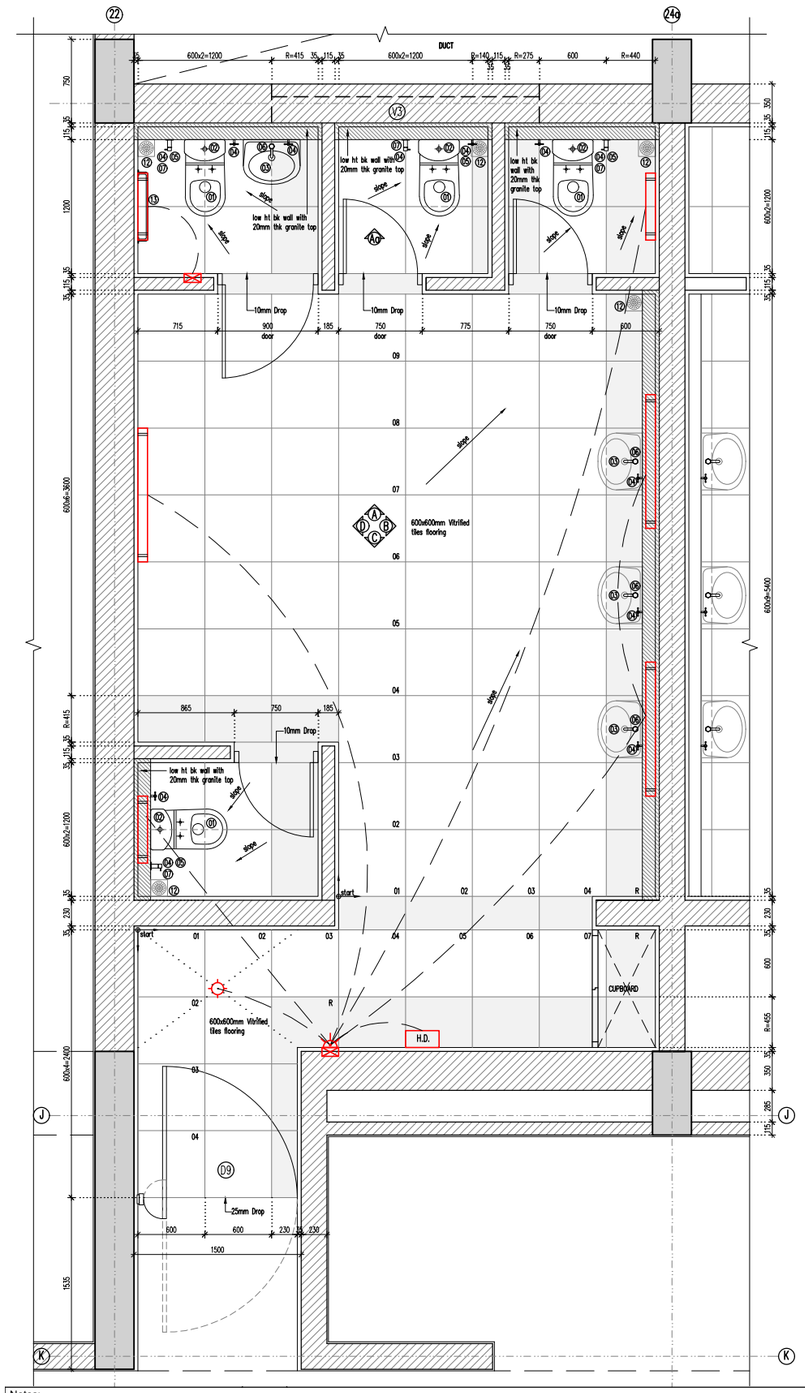

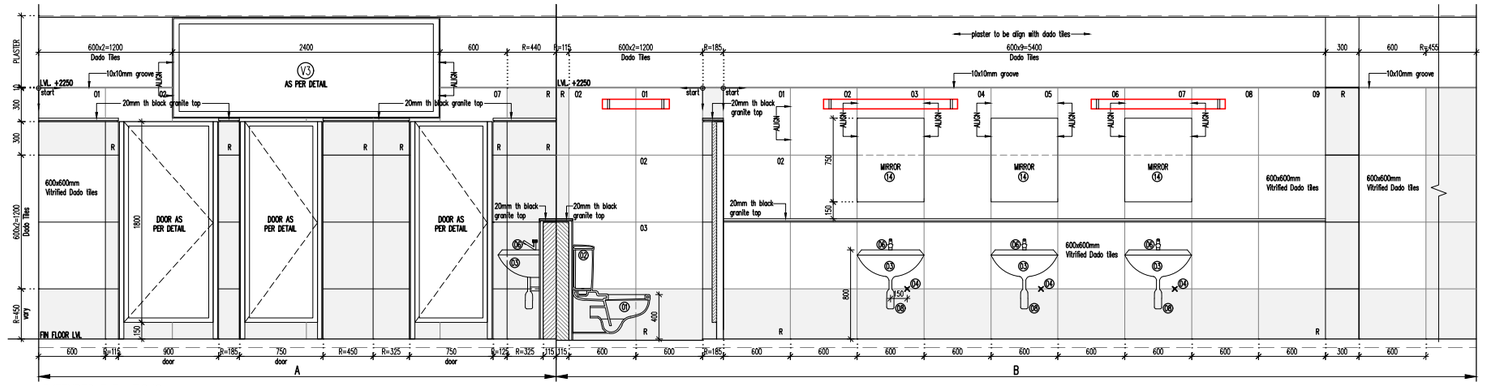

EXTENDED ELEVATIONS

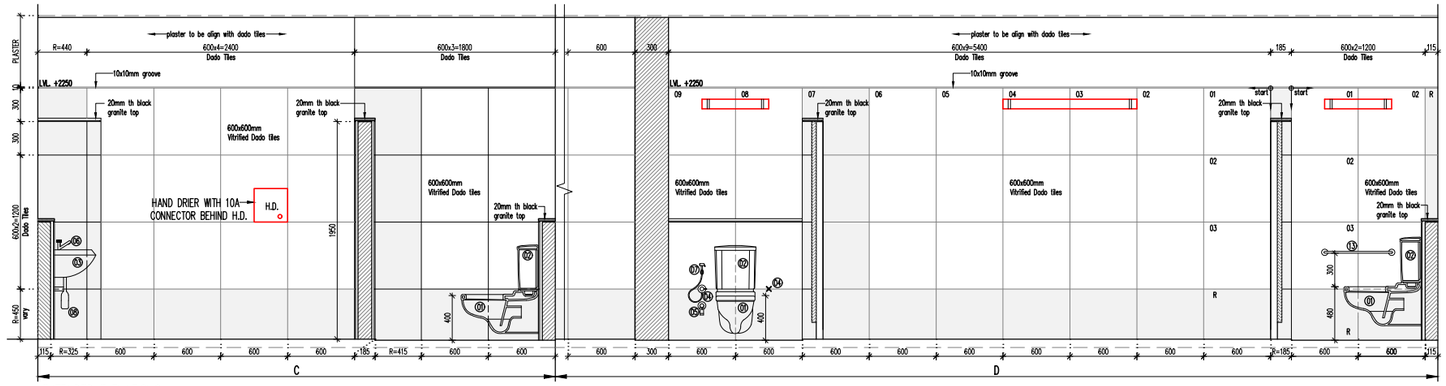

EXTENDED ELEVATIONS

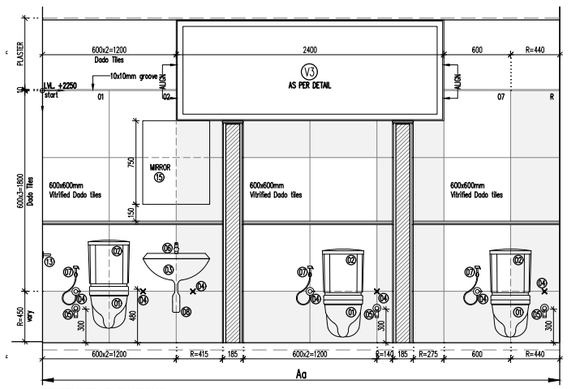

EXTENDED ELEVATIONS

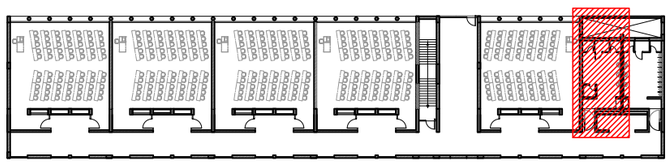

Key plan

Notes:

1. This drawing and its contents are the property of HCP Design, Planning and Management Pvt. Ltd. It is not to be reproduced, copied, loaned, exhibited or used, in whole or in part, except for the purpose it is intended for, without prior written consent from HCP.
2. In case there is any discrepancy between the Architectural drawings and other representational drawings, the Architectural drawings must be followed and any discrepancy between the two must be brought to the notice of the Architect before commencement of work.
3. All dimensions must be read and not measured. Please refer to detailed drawings wherever relevant.

N

REF.	DATE	DESCRIPTION

ACADEMIC BLOCK E - EXTENSION

TOILET DETAIL - FEMALE

DWG. NO. : 22007-00-00-HCP-DG-7002-T-R0

SCALE: A3 : 1:50

DATE: 23-08-2022

7002

DRAWN BY : Samruddhi

CHECKED BY: #Checked by

DESIGN MANAGER : Shrujal Desai

PROJECT MANAGER : Amit Shah

PROJECT NAME

PANDIT DEENDAYAL ENERGY UNIVERSITY

BLOCK E EXTENSION

CLIENT

PDEU

ATGandhinagar

PROJECT NO. 15023

HCP

www.hcp.co.in

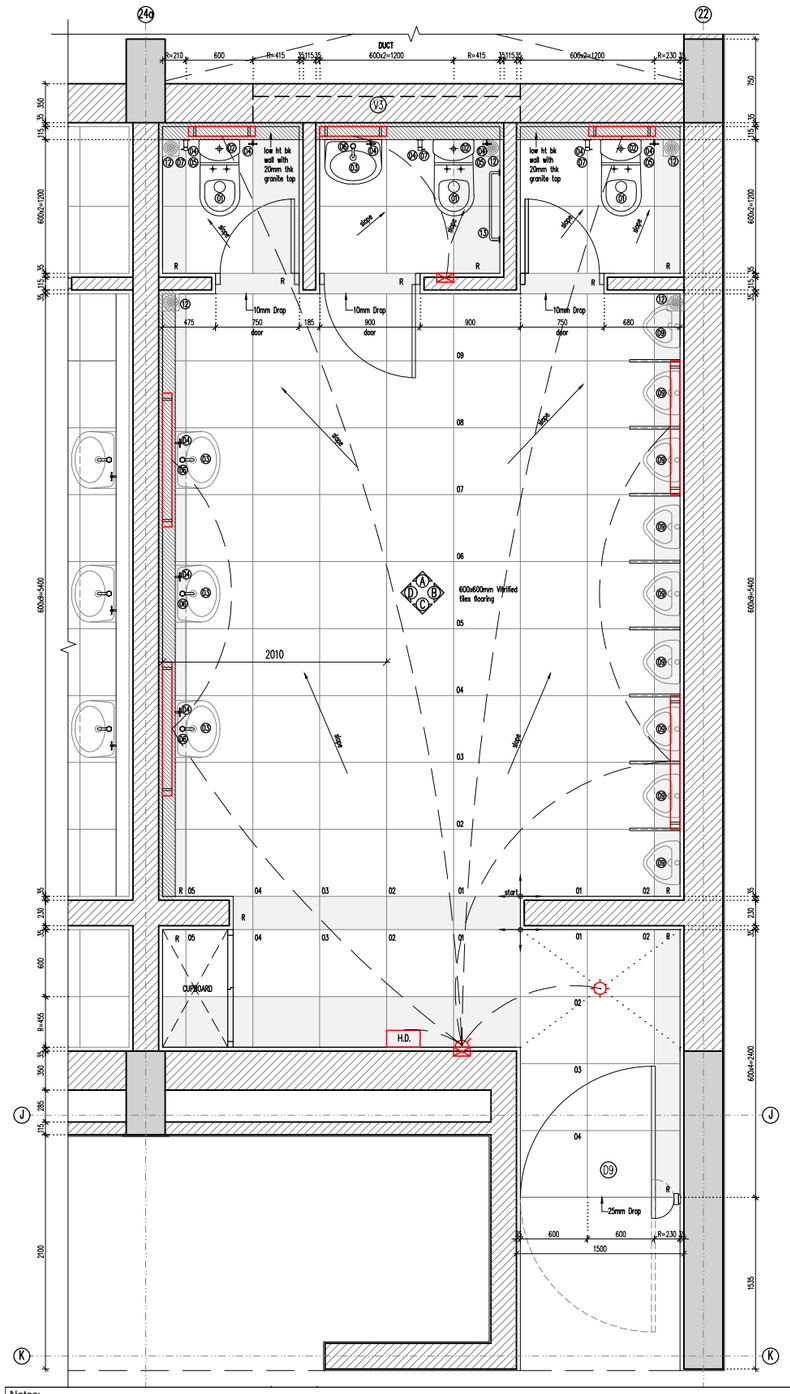

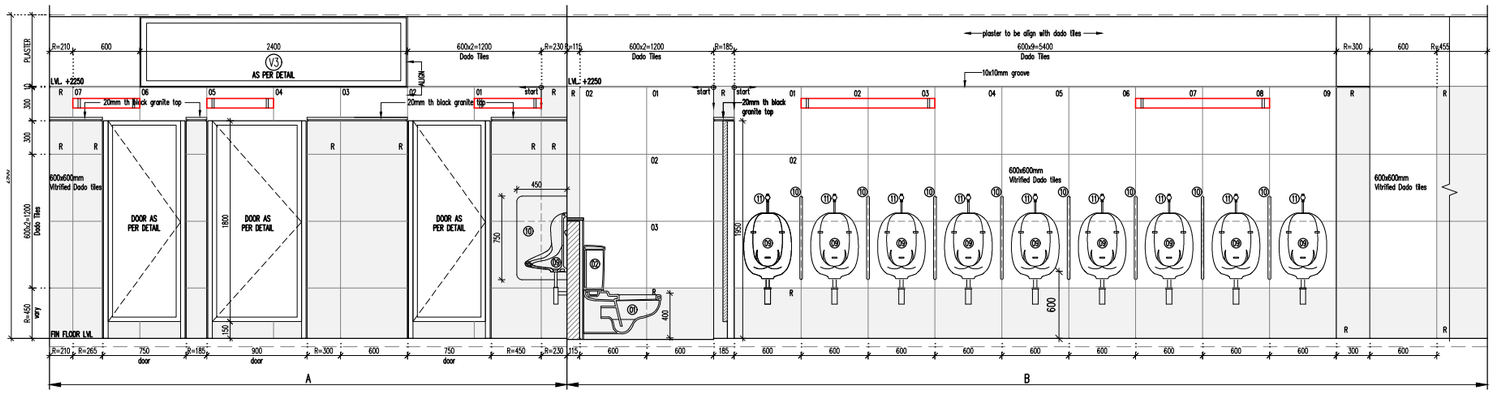

EXTENDED ELEVATIONS

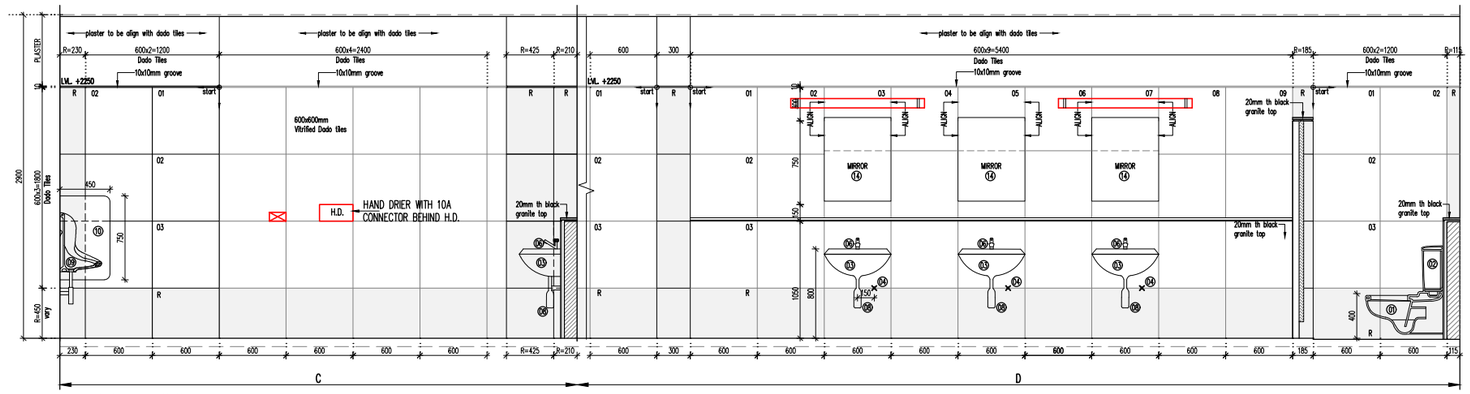

EXTENDED ELEVATIONS

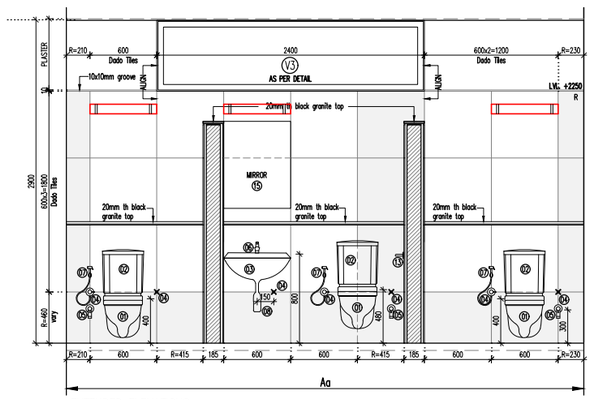

EXTENDED ELEVATIONS

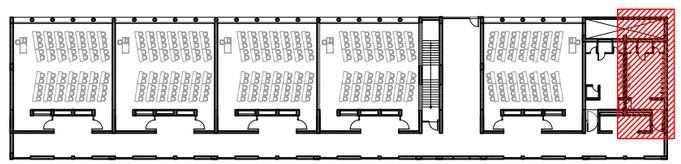

Key plan

Notes:

1. This drawing and its contents are the property of HCP Design, Planning and Management Pvt. Ltd. It is not to be reproduced, copied, loaned, exhibited or used, in whole or in part, except for the purpose it is intended for, without prior written consent from HCP.
2. In case there is any discrepancy between the Architectural drawings and other representational drawings, the Architectural drawings must be followed and any discrepancy between the two must be brought to the notice of the Architect before commencement of work.
3. All dimensions must be read and not measured. Please refer to detailed drawings wherever relevant.

N

REF.	DATE	DESCRIPTION

ACADEMIC BLOCK E - EXTENSION

TOILET DETAIL - MALE

DWG. NO. : 22007-00-00-HCP-DG-7003-T-R0

SCALE: A3 : 1:50

DATE: 23-08-2022

7003

DRAWN BY : Samruddhi

CHECKED BY: #Checked by

DESIGN MANAGER : Shrujal Desai

PROJECT MANAGER : Amit Shah

PROJECT NAME

PANDIT DEENDAYAL ENERGY UNIVERSITY

BLOCK E EXTENSION

CLIENT

PDEU

ATGandhinagar

PROJECT NO. 15023

HCP

www.hcp.co.in

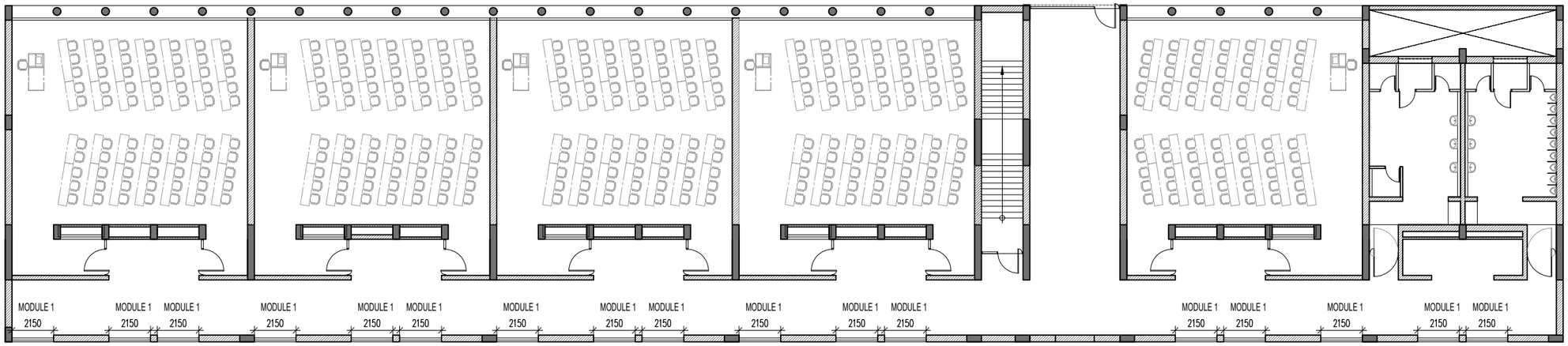

KEY PLAN

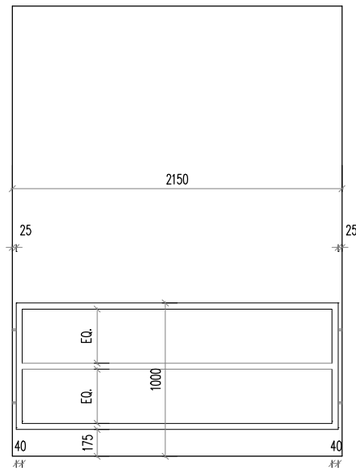

ELEVATION MODULE 1
SCALE 1:25

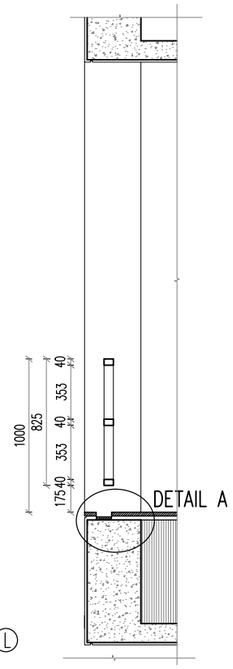

SECTION_aa
SCALE 1:25

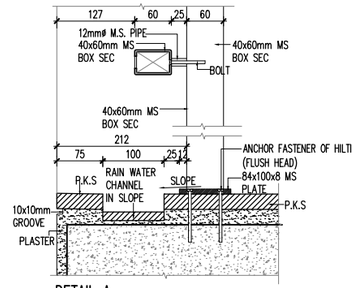

DETAIL A
SCALE 1:5

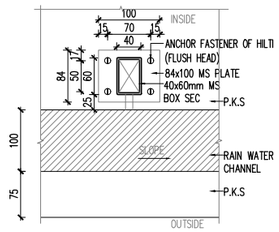

DETAIL B
SCALE 1:5

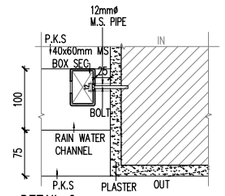

DETAIL C
SCALE 1:5

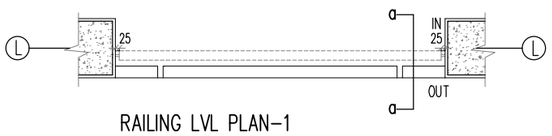

RAILING LVL PLAN-1

RAIN WATER CHANNEL LVL PLAN

Notes:

1. This drawing and its contents are the property of HCP Design, Planning and Management Pvt. Ltd. It is not to be reproduced, copied, loaned, exhibited or used, in whole or in part, except for the purpose it is intended for, without prior written consent from HCP.
2. In case there is any discrepancy between the Architectural drawings and other representational drawings, the Architectural drawings must be followed and any discrepancy between the two must be brought to the notice of the Architect before commencement of work.
3. All dimensions must be read and not measured. Please refer to detailed drawings wherever relevant.

N

REF.	DATE	DESCRIPTION

ACADEMIC BLOCK E - EXTENSION

CORRIDOR RAILING DETAIL

DWG. NO. : 22007-00-00-HCP-DG-7004-T-R0

SCALE: A3 : 1:50

DATE: 23-08-2022

7004

DRAWN BY : Samruddhi
CHECKED BY: #Checked by
DESIGN MANAGER : Shrujal Desai
PROJECT MANAGER : Amit Shah

PROJECT NAME
PANDIT DEENDAYAL ENERGY UNIVERSITY
BLOCK E EXTENSION

CLIENT
PDEU
ATGandhinagar

PROJECT NO. 15023

HCP
www.hcp.co.in

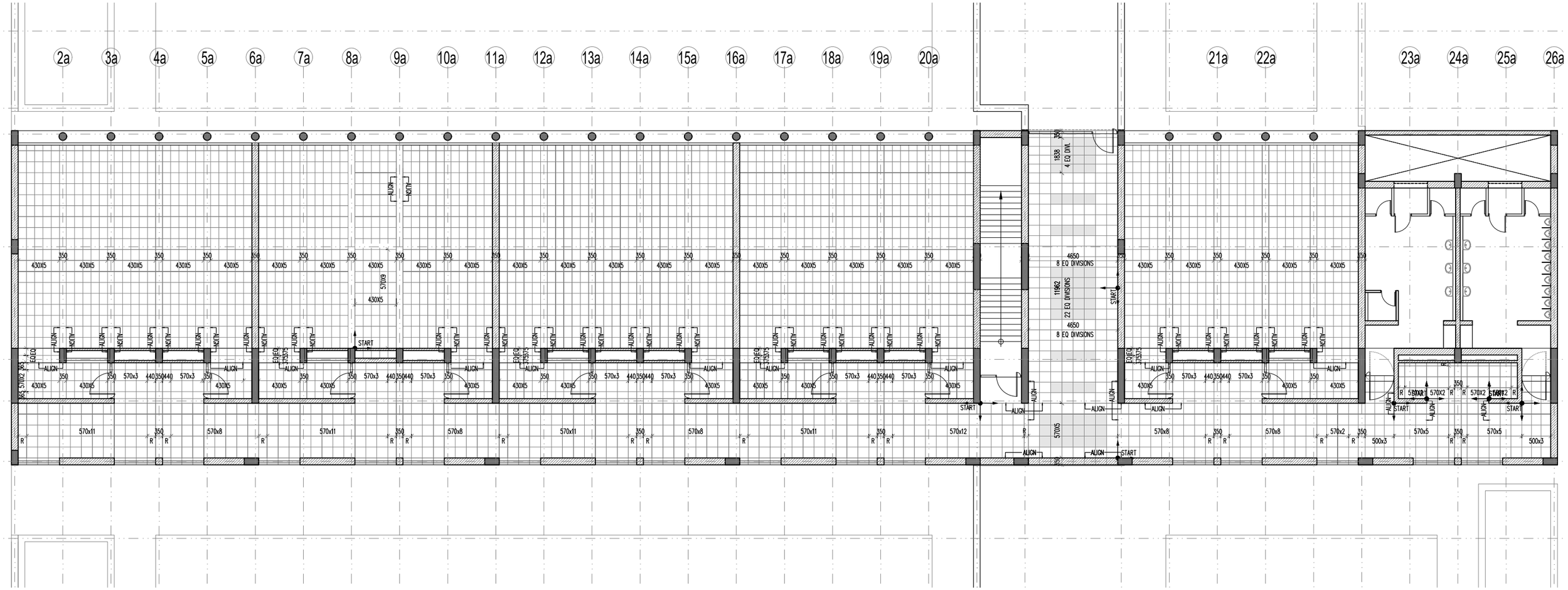

POLISHED KOTA STONE

YELLOW JAISALMER STONE

Notes:

1. This drawing and its contents are the property of HCP Design, Planning and Management Pvt. Ltd. It is not to be reproduced, copied, loaned, exhibited or used, in whole or in part, except for the purpose it is intended for, without prior written consent from HCP.
2. In case there is any discrepancy between the Architectural drawings and other representational drawings, the Architectural drawings must be followed and any discrepancy between the two must be brought to the notice of the Architect before commencement of work.
3. All dimensions must be read and not measured. Please refer to detailed drawings wherever relevant.

N

REF.	DATE	DESCRIPTION

ACADEMIC BLOCK E - EXTENSION

FLOORING DETAIL

DWG. NO. : 22007-00-00-HCP-DG-7005-T-R0

SCALE: A3 : 1:50

DATE: 23-08-2022

7005

DRAWN BY : Samruddhi

CHECKED BY: #Checked by

DESIGN MANAGER : Shrujal Desai

PROJECT MANAGER : Amit Shah

PROJECT NAME

PANDIT DEENDAYAL ENERGY UNIVERSITY

BLOCK E EXTENSION

CLIENT

PDEU

ATGandhinagar

PROJECT NO. 15023

HCP

www.hcp.co.in



FOR TENDER

NOTES:

This drawing and the design it covers is the property of HCP Design, Planning and Management Pvt. Ltd. It is merely loaned on the borrower's express agreement that it will not be reproduced, copied, loaned, exhibited nor used except in a limited way and private use as permitted by any written consent given by the lender to the borrower.

In case there is any discrepancy between architectural drawings and other drawings, architectural drawings to be followed. The discrepancy to be brought to the notice of the architect before commencement of the work.

All dimensions are to be read and not measured. All dimensions are in mm. Refer detail drawings wherever relevant.

ELECTRICAL HEIGHT SCHEDULE

(1) FOR ELECTRICAL GENERAL NOTES REFER SHEET No. GN/01.
(2) FOR ELECTRICAL HEIGHT SCHEDULE REFER SHEET No. GN/02.
(3) BOTTOM OF THE SWITCH BOARDS SHOULD BE 800mm ABOVE FINISH FLOOR LEVEL UNLESS SPECIFIED IN THE DRG.
(4) BOTTOM OF THE POWER PLUGS / SPECIAL PLUG SHOULD BE 800mm ABOVE FINISH FLOOR LEVEL UNLESS SPECIFIED IN THE DRG.
(5) BOTTOM OF THE TELEPHONE POINT SHOULD BE 800mm ABOVE FINISH FLOOR LEVEL UNLESS SPECIFIED IN THE DRG.
(6) THE LIGHTING DISTRIBUTION BOARD SHOULD BE FLUSHED WITH THE FINISHED WALL SURFACE AND THE TOP OF THE DISTRIBUTION BOARDS SHOULD BE AT 1800mm ABOVE FINISHED FLOOR LVL. OR REFER AS PER DETAIL DRG.
(7) BOTTOM OF BRACKET LIGHT POINTS SHOULD BE 150mm ABOVE FROM LINTEL / BEAM BOTTOM LVL. UNLESS SPECIFIED IN THE DRG.
(8) EXACT LOCATION OF SWITCH BOARDS, PLUG POINTS FOR LIGHT POINTS IN TOILETS / PANTRY REFER AS PER DETAIL DRG

ELECTRICAL LEGEND

TT	TYP:C	SURFACE MOUNTED TWIN TUBE LIGHT POINT (2x40W)
T	TYP:B	WALL MOUNTED TUBE LIGHT POINT (1x40W)
T	TYP:A	WALL MOUNTED TUBE LIGHT POINT (1x20W)
WWL	TYP:B	WALL WASHER LIGHT POINT
DL	TYP:B	CEILING DOWN LIGHT POINT
BL	TYP:A	BRACKET LIGHT POINT
CL	TYP:A	CEILING LIGHT POINT
F		CEILING FAN POINT WITH FAN BOX & HOOK
PP		6A/16A POWER PLUG POINT WITH 16A SWITCH
EF		HEAVY DUTY EXHAUST FAN POINT WITH PLUG POINT
		DROP POINT LOCATION FOR SB IN PARTITION WALL
SB		SWITCH BOARD
P		6A PLUG POINT WITH 6A SWITCH
		SPLIT A/C
DB		DISTRIBUTION BOARD (ELECTRICAL)
		ELECTRICAL PANEL
		CASSETTE TYPE AC INDOOR UNIT

REVISIONS

Ref.	Date	Description	Appr'd
E00	23.08.2022	FOR TENDER	VG

KEY PLAN

NORTH

Academic Block E -Extension

BLOCK-E THIRD FLOOR ELECTRICAL CONTROL LAYOUT
DRG. NO.: 1110-E-101-E00
SCALE: 1:110 DATE: 23-08-2022

STATUS: FOR TENDER

I = INFORMATION, T = TENDER, E = EXECUTION, R = RECORDS

SERVICES CONSULTANT

JHAVERI ASSOCIATES
2, Pakhi Society, Nr. SBI, Vejalpur, Jivraj Park, Ahmedabad-380051
T. : 91-79-2682 2826 Fax : 91-79-2682 0909
E-mail :info@ jhaveriassociates.com

Pandit Deendayal Energy University

CLIENT:
Pandit Deendayal Energy University
AT GANDHINAGAR PROJECT NO: P1110

HCP DESIGN PLANNING AND MANAGEMENT PRIVATE LIMITED
'Paritosh',Usmanpura,Ahmedabad-380 013, Gujarat, INDIA
(079) 27550875. Fax:(079)27552924 hcpahd@hcp.co.in



FOR TENDER

NOTES:

This drawing and the design it covers is the property of HCP Design, Planning and Management Pvt. Ltd. It is merely loaned on the borrower's express agreement that it will not be reproduced, copied, loaned, exhibited nor used except in a limited way and private use as permitted by any written consent given by the lender to the borrower.

In case there is any discrepancy between architectural drawings and other drawings, architectural drawings to be followed. The discrepancy to be brought to the notice of the architect before commencement of the work.

All dimensions are to be read and not measured. All dimensions are in mm. Refer detail drawings wherever relevant.

ELECTRICAL HEIGHT SCHEDULE

(1) FOR ELECTRICAL GENERAL NOTES REFER SHEET No. GN/01.
(2) FOR ELECTRICAL HEIGHT SCHEDULE REFER SHEET No. GN/02.
(3) BOTTOM OF THE SWITCH BOARDS SHOULD BE 800mm ABOVE FINISH FLOOR LEVEL UNLESS SPECIFIED IN THE DRG.
(4) BOTTOM OF THE POWER PLUGS / SPECIAL PLUG SHOULD BE 800mm ABOVE FINISH FLOOR LEVEL UNLESS SPECIFIED IN THE DRG.
(5) BOTTOM OF THE TELEPHONE POINT SHOULD BE 800mm ABOVE FINISH FLOOR LEVEL UNLESS SPECIFIED IN THE DRG.
(6) THE LIGHTING DISTRIBUTION BOARD SHOULD BE FLUSHED WITH THE FINISHED WALL SURFACE AND THE TOP OF THE DISTRIBUTION BOARDS SHOULD BE AT 1800mm ABOVE FINISHED FLOOR LVL. OR REFER AS PER DETAIL DRG.
(7) BOTTOM OF BRACKET LIGHT POINTS SHOULD BE 150mm ABOVE FROM LINTEL / BEAM BOTTOM LVL. UNLESS SPECIFIED IN THE DRG.
(8) EXACT LOCATION OF SWITCH BOARDS, PLUG POINTS FOR LIGHT POINTS IN TOILETS / PANTRY REFER AS PER DETAIL DRG

ELECTRICAL LEGEND

TT	TYP-C	SURFACE MOUNTED TWIN TUBE LIGHT POINT (2x40W)	
T	TYP-B	WALL MOUNTED TUBE LIGHT POINT (1x40W)	
T	TYP-A	WALL MOUNTED TUBE LIGHT POINT (1x20W)	
WWL	TYP-B	WALL WASHER LIGHT POINT	
DL	TYP-B	CEILING DOWN LIGHT POINT	
BL	TYP-A	BRACKET LIGHT POINT	
CL	TYP-A	CEILING LIGHT POINT	
F		CEILING FAN POINT WITH FAN BOX & HOOK	
PP		6A/16A POWER PLUG POINT WITH 16A SWITCH	
EF		HEAVY DUTY EXHAUST FAN POINT WITH PLUG POINT	
		DROP POINT LOCATION FOR SB IN PARTITION WALL	
SB		SWITCH BOARD	
P		6A PLUG POINT WITH 6A SWITCH	
		SPLIT A/C	
DB		DISTRIBUTION BOARD (ELECTRICAL)	
		ELECTRICAL PANEL	
		CASSETTE TYPE AC INDOOR UNIT	
		40mmø MMS PVC PIPE IN SLAB / WALL FOR ELECTRICAL FROM ELECTRICAL PANEL TO ELECTRICAL DISTRIBUTION BOARDS	
		25mmø MMS PVC PIPE IN SLAB / WALL FOR ELECTRICAL	
		25mmø MMS PVC PIPE IN SLAB / WALL FOR INDOOR AC UNIT POWER	
		40mmø MMS PVC PIPE IN SLAB / WALL FOR DUCTABLE AC UNIT POWER	

REVISIONS

Ref.	Date	Description	Appr'd
E00	23.08.2022	FOR TENDER	VG

KEY PLAN

NORTH

Academic Block E -Extension

BLOCK-E THIRD FLOOR ELECTRICAL SLAB CONDUIT LAYOUT
DRG. NO.: 1110-E-102-E00
SCALE: 1:110 DATE: 23-08-2022

STATUS: FOR TENDER I = INFORMATION, T = TENDER, E = EXECUTION, R = RECORDS

SERVICES CONSULTANT

JHAVERI ASSOCIATES
2, Pulkit Society, Nr. SBI, Vejalpur, Jivraj Park, Ahmedabad-380051
T. : 91-79-2682 2826 Fax : 91-79-2682 0909
E-mail :info@ jhaveriassociates.com

Pandit Deendayal Energy University

CLIENT:
Pandit Deendayal Energy University
AT GANDHINAGAR PROJECT NO: P1110

HCP DESIGN PLANNING AND MANAGEMENT PRIVATE LIMITED
'Paritosh',Usmanpura,Ahmedabad-380 013, Gujarat, INDIA
(079) 27550875. Fax:(079)27552924 hcpahd@hcp.co.in

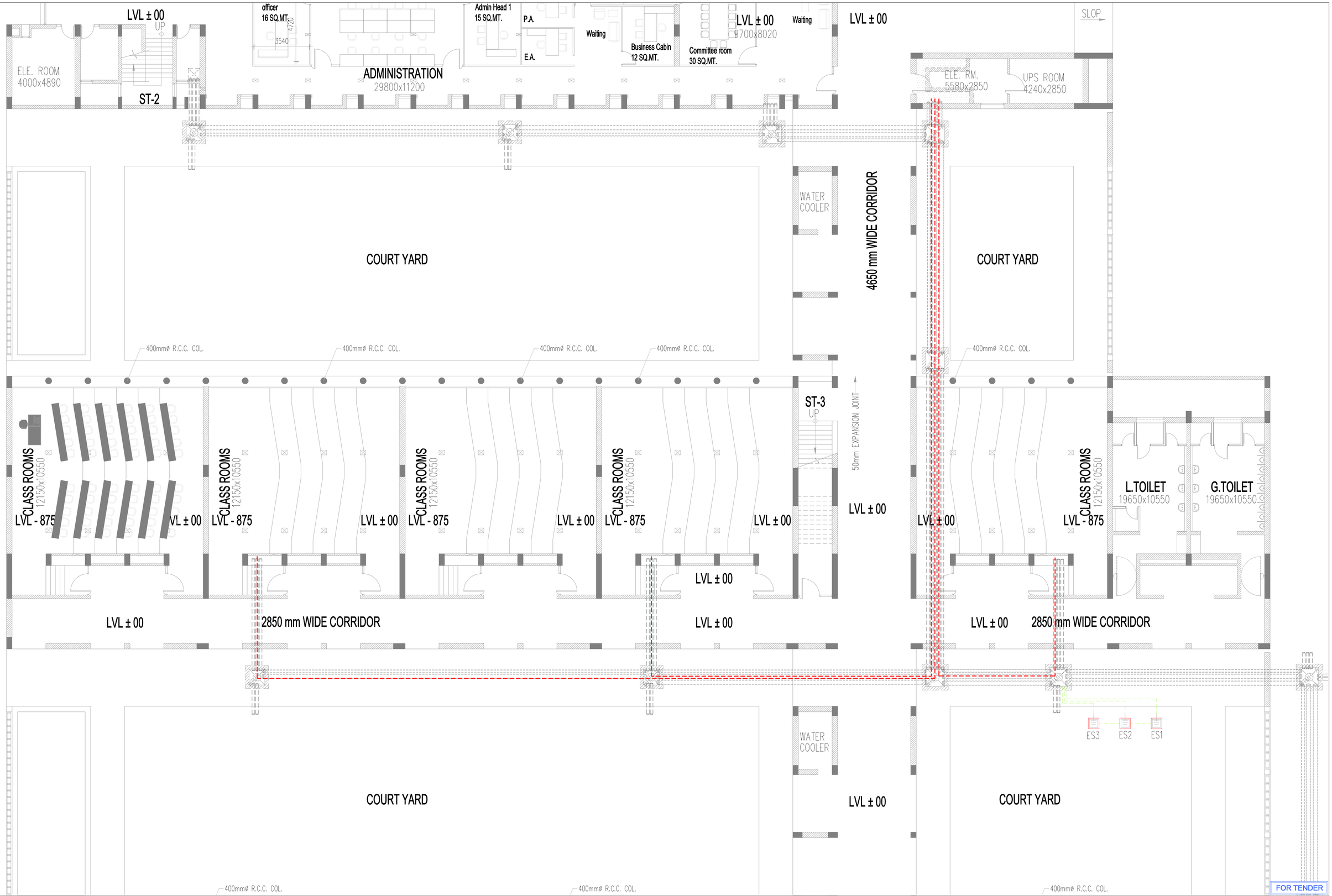

NOTES:

This drawing and the design it covers is the property of HCP Design, Planning and Management Pvt. Ltd. It is merely loaned on the borrower's express agreement that it will not be reproduced, copied, loaned, exhibited nor used except in a limited way and private use as permitted by any written consent given by the lender to the borrower.

In case there is any discrepancy between architectural drawings and other drawings, architectural drawings to be followed. The discrepancy to be brought to the notice of the architect before commencement of the work.

All dimensions are to be read and not measured. All dimensions are in mm. Refer detail drawings wherever relevant.

EARTHING PIT

EARTHING STRIP

PROPOSED CABLE ROUTE

REVISIONS

Ref.	Date	Description	Appr'd
E00	23.08.2022	FOR TENDER	VG

KEY PLAN

NORTH

Academic Block E -Extension

BLOCK–E GROUND FLOOR ELECTRICAL LAYOUT

DRG. NO.: 1110–E–103–E00

SCALE: 1:110 DATE: 23–08–2022

STATUS: FOR TENDER

I = INFORMATION, T = TENDER, E = EXECUTION, R = RECORDS

SERVICES CONSULTANT

JHAVERI ASSOCIATES

2, Pallini Society, Nr. SBI, Vejalpur, Jivraj Park, Ahmedabad-380051
T. : 91-79-2682 2828 Fax : 91-79-2682 0909
E-mail :info@jhaveriassociates.com

Pandit Deendayal Energy University

CLIENT:

Pandit Deendayal Energy University

AT GANDHINAGAR PROJECT NO: P1110

HCP DESIGN PLANNING AND MANAGEMENT PRIVATE LIMITED
'Paritosh',Usmanpura,Ahmedabad–380 013, Gujarat, INDIA
(079) 27550875. Fax:(079)27552924 hcpahd@hcp.co.in

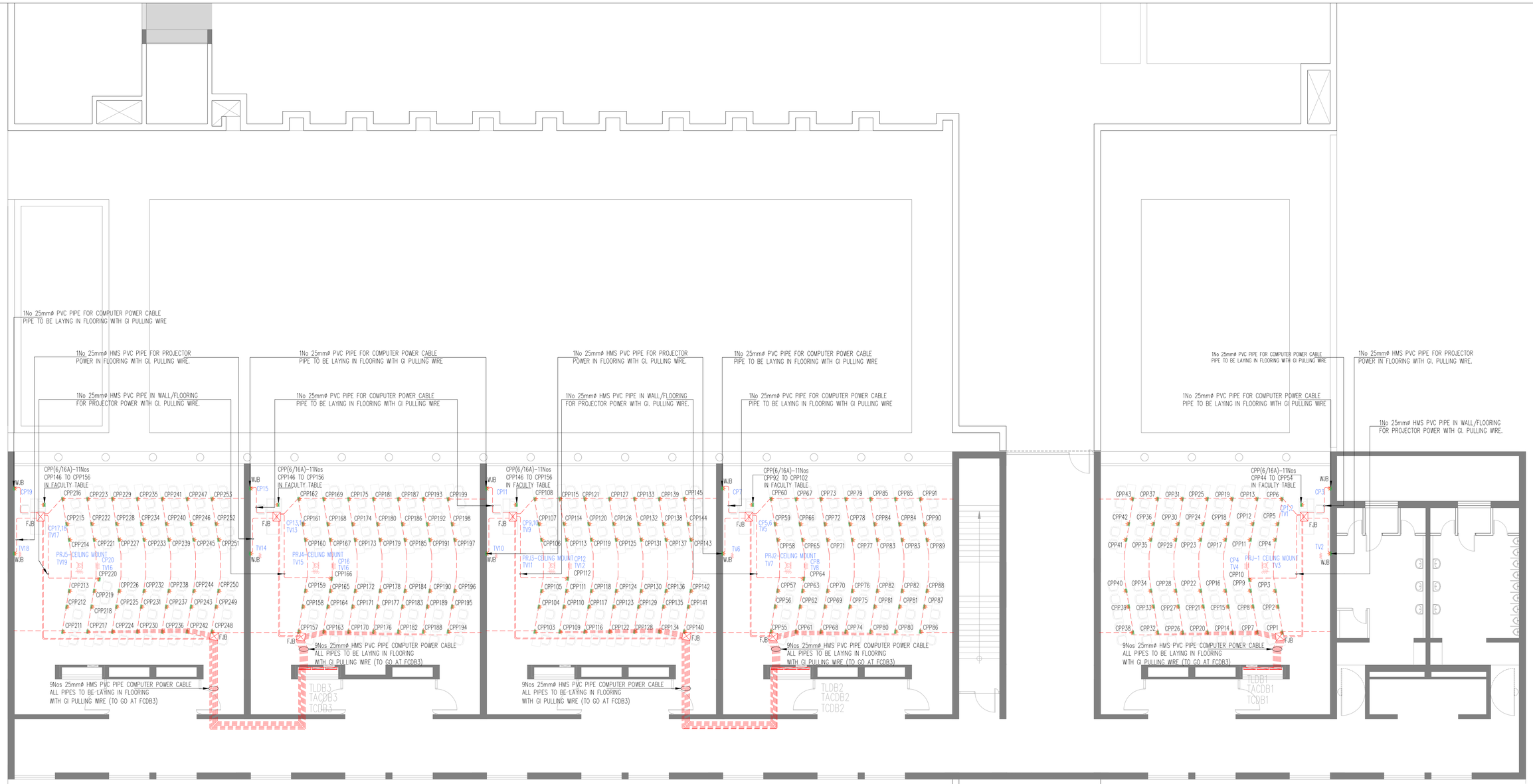

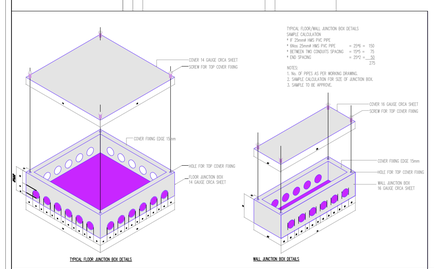

FOR TENDER

NOTES:

This drawing and the design it covers is the property of HCP Design, Planning and Management Pvt. Ltd. It is merely loaned on the borrower's express agreement that it will not be reproduced, copied, loaned, exhibited nor used except in a limited way and private use as permitted by any written consent given by the lender to the borrower.

In case there is any discrepancy between architectural drawings and other drawings, architectural drawings to be followed. The discrepancy to be brought to the notice of the architect before commencement of the work.

All dimensions are to be read and not measured. All dimensions are in mm. Refer detail drawings wherever relevant.

LEGENDS:

ELECTRICAL HEIGHT SCHEDULE

(1) FOR ELECTRICAL GENERAL NOTES REFER SHEET No. GN/01.
(2) FOR ELECTRICAL HEIGHT SCHEDULE REFER SHEET No. GN/02.
(3) BOTTOM OF THE SWITCH BOARDS SHOULD BE 800mm ABOVE FINISH FLOOR LEVEL UNLESS SPECIFIED IN THE DRG.
(4) BOTTOM OF THE POWER PLUGS / SPECIAL PLUG SHOULD BE 800mm ABOVE FINISH FLOOR LEVEL UNLESS SPECIFIED IN THE DRG.
(5) BOTTOM OF THE TELEPHONE POINT SHOULD BE 800mm ABOVE FINISH FLOOR LEVEL UNLESS SPECIFIED IN THE DRG.
(6) THE LIGHTING DISTRIBUTION BOARD SHOULD BE FLUSHED WITH THE FINISHED WALL SURFACE AND THE TOP OF THE DISTRIBUTION BOARDS SHOULD BE AT 1800mm ABOVE FINISHED FLOOR LVL. OR REFER AS PER DETAIL DRG.
(7) BOTTOM OF BRACKET LIGHT POINTS SHOULD BE 150mm ABOVE FROM LINTEL / BEAM BOTTOM LVL. UNLESS SPECIFIED IN THE DRG.
(8) EXACT LOCATION OF SWITCH BOARDS, PLUG POINTS FOR LIGHT POINTS IN TOILETS / PANTRY REFER AS PER DETAIL DRG

SPECIAL NOTE:-
1) HMS CONDUITS ROUTE IN FLOOR/WALL FOR COMPUTER POWER, DATA, TELEPHONE & TELEVISION CABLE & EQUIPMENT POWER CABLE SHOWN INDICATIVE FOR REFERENCE,
2) EXACT ROUTE TO BE FOLLOWED AS PER SITE CONDITION OR AS INSTRUCTED BY ENGINEER IN CHARGE.

- TVJ T.V. JUNCTION FOR CO AXIAL
- PRJ PROJECTOR POINT WITH PLUG (CEILING MOUNTED)
- FJB FLOOR JUNCTION FOR DATA, POWER CABLES
- CPP 6/16A POWER PLUG WITH 16A SWITCH
- DB DISTRIBUTION BOARD (ELECTRICAL)

— — — 25mmø HMS PVC PIPE FOR POWER

REVISIONS

Ref.	Date	Description	Appr'd
E00	23.08.2022	FOR TENDER	VG

KEY PLAN

NORTH

Academic Block E -Extension

BLOCK-E THIRD FLOOR ELECTRICAL FLOOR CONDUIT LAYOUT
DRG. NO.: 1110-E-106-E00
SCALE: 1:110 DATE: 23-08-2022

STATUS: FOR TENDER I = INFORMATION, T = TENDER, E = EXECUTION, R = RECORDS

SERVICES CONSULTANT

JHAVERI ASSOCIATES
2, Pulkit Society, Nr. SBI, Vejalpur, Jivraj Park, Ahmedabad-380051
T.: 91-79-2682 2828 Fax: 91-79-2682 0909
E-mail :info@jhaveriassociates.com

Pandit Deendayal Energy University

CLIENT:
Pandit Deendayal Energy University
AT GANDHINAGAR PROJECT NO: P1110

HCP DESIGN PLANNING AND MANAGEMENT PRIVATE LIMITED
'Paritosh',Usmanpura,Ahmedabad-380 013, Gujarat, INDIA
(079) 27550875. Fax:(079)27552924 hcpahd@hcp.co.in

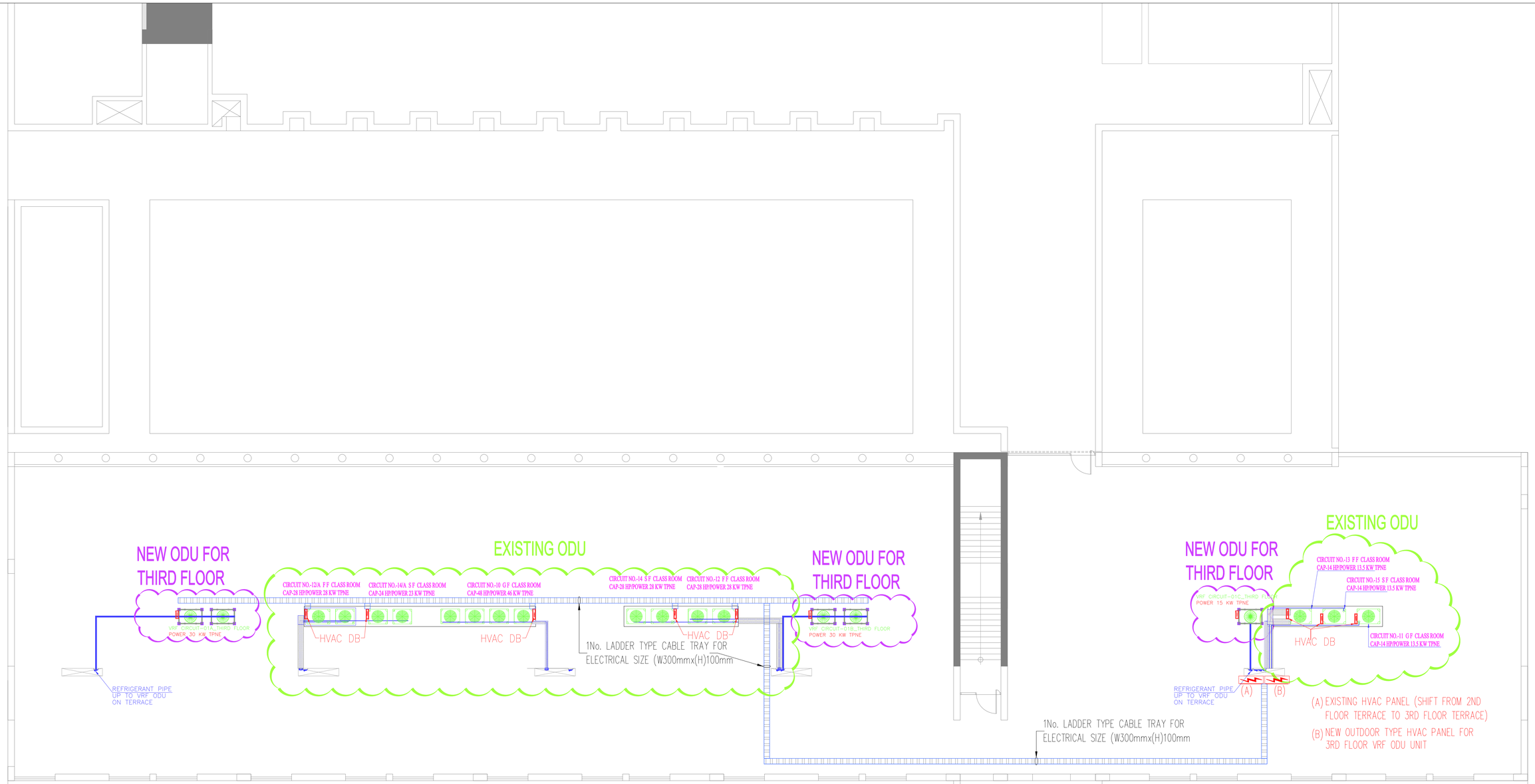

FOR TENDER

NOTES:

This drawing and the design it covers is the property of HCP Design, Planning and Management Pvt. Ltd. It is merely loaned on the borrower's express agreement that it will not be reproduced, copied, loaned, exhibited nor used except in a limited way and private use as permitted by any written consent given by the lender to the borrower.

In case there is any discrepancy between architectural drawings and other drawings, architectural drawings to be followed. The discrepancy to be brought to the notice of the architect before commencement of the work.

All dimensions are to be read and not measured. All dimensions are in mm. Refer detail drawings wherever relevant.

REVISIONS

Ref.	Date	Description	Appr'd
E00	23.08.2022	FOR TENDER	VG

KEY PLAN

NORTH

Academic Block E -Extension

BLOCK-E TERRACE ELECTRICAL LAYOUT

DRG. NO.: 1110-E-104-E00

SCALE: 1:110 DATE: 23-08-2022

STATUS: FOR TENDER I = INFORMATION, T = TENDER, E = EXECUTION, R = RECORDS

SERVICES CONSULTANT

JHAVERI ASSOCIATES

2, Pulkit Society, Nr. SBI, Vejalpur, Jivraj Park, Ahmedabad-380051
T. : 91-79-2682 2826 Fax : 91-79-2682 0909
E-mail :info@ jhaveriassociates.com

Pandit Deendayal Energy University

CLIENT:

Pandit Deendayal Energy University

AT GANDHINAGAR PROJECT NO: P1110

HCP DESIGN PLANNING AND MANAGEMENT PRIVATE LIMITED
'Paritosh',Usmanpura,Ahmedabad-380 013, Gujarat, INDIA
(079) 27550875. Fax:(079)27552924 hcpahd@hcp.co.in





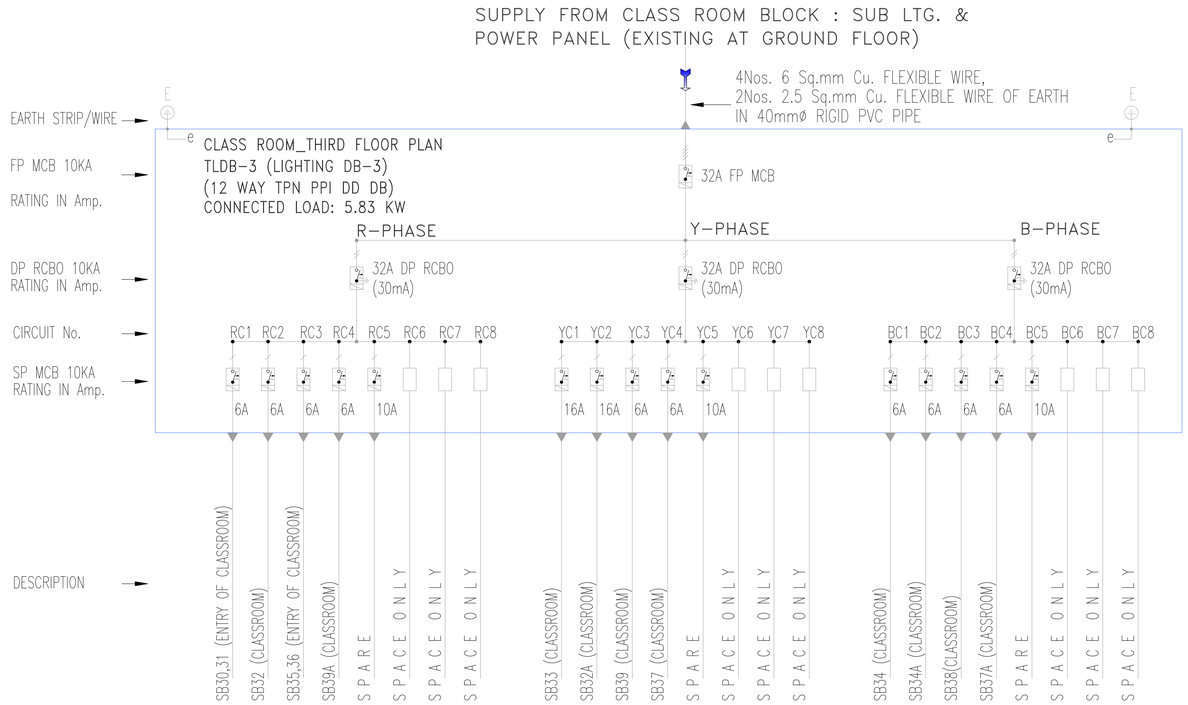

FOR TENDER

NOTES:

This drawing and the design it covers is the property of HCP Design, Planning and Management Pvt. Ltd. It is merely loaned on the borrower's express agreement that it will not be reproduced, copied, loaned, exhibited nor used except in a limited way and private use as permitted by any written consent given by the lender to the borrower.

In case there is any discrepancy between architectural drawings and other drawings, architectural drawings to be followed. The discrepancy to be brought to the notice of the architect before commencement of the work.

All dimensions are to be read and not measured. All dimensions are in mm. Refer detail drawings wherever relevant.

1. PROVIDE 2Nos. 2.5 Sq.mm FOR PHASE & NEUTRAL & 1No. 1.5 Sq.mm FOR EARTH WIRE (Cu. FLEXIBLE WIRE) FOR 6A,10A LIGHTING CIRCUIT.
2. PROVIDE 2Nos. 2.5 Sq.mm FOR PHASE & NEUTRAL & 1No. 1.5 Sq.mm FOR EARTH WIRE (Cu. FLEXIBLE WIRE) 6A/16A & 16A GENERAL POWER PLUG CIRCUIT & 6A, 10A INDOOR AC UNIT CIRCUIT.
3. PROVIDE 2Nos. 4 Sq.mm FOR PHASE & NEUTRAL & 1No. 2.5 Sq.mm FOR EARTH WIRE (Cu. FLEXIBLE WIRE) FOR A/C, GEYSER 16A,20A POWER PLUG CIRCUIT.

REVISIONS

Ref.	Date	Description	Appr'd
E00	23.08.2022	FOR TENDER	VG.

KEY PLAN

NORTH

Academic Block E -Extension

BLOCK-E THIRD FLOOR ELECTRICAL LIGHTING DB
DRG. NO.: 1110-E-106-E00
SCALE: NTS DATE: 23-08-2022

STATUS: FOR TENDER I = INFORMATION, T = TENDER, E = EXECUTION, R = RECORDS

SERVICES CONSULTANT

JHAVERI ASSOCIATES
2, Pathni Society, Nr. SBI, Vejalpur, Jivraj Park, Ahmedabad-380051
T.: 91-79-2682 2828 Fax : 91-79-2682 0909
E-mail :info@ jhaveriassociates.com

Pandit Deendayal Energy University

CLIENT:
Pandit Deendayal Energy University
AT GANDHINAGAR PROJECT NO: P1110

HCP DESIGN PLANNING AND MANAGEMENT PRIVATE LIMITED
'Paritosh',Usmanpura,Ahmedabad-380 013, Gujarat, INDIA
(079) 27550875. Fax:(079)27552924 hcpahd@hcp.co.in

SUPPLY FROM CLASS ROOM BLOCK : SUB HVAC PANEL
(EXISTING PANEL AT GROUND FLOOR)

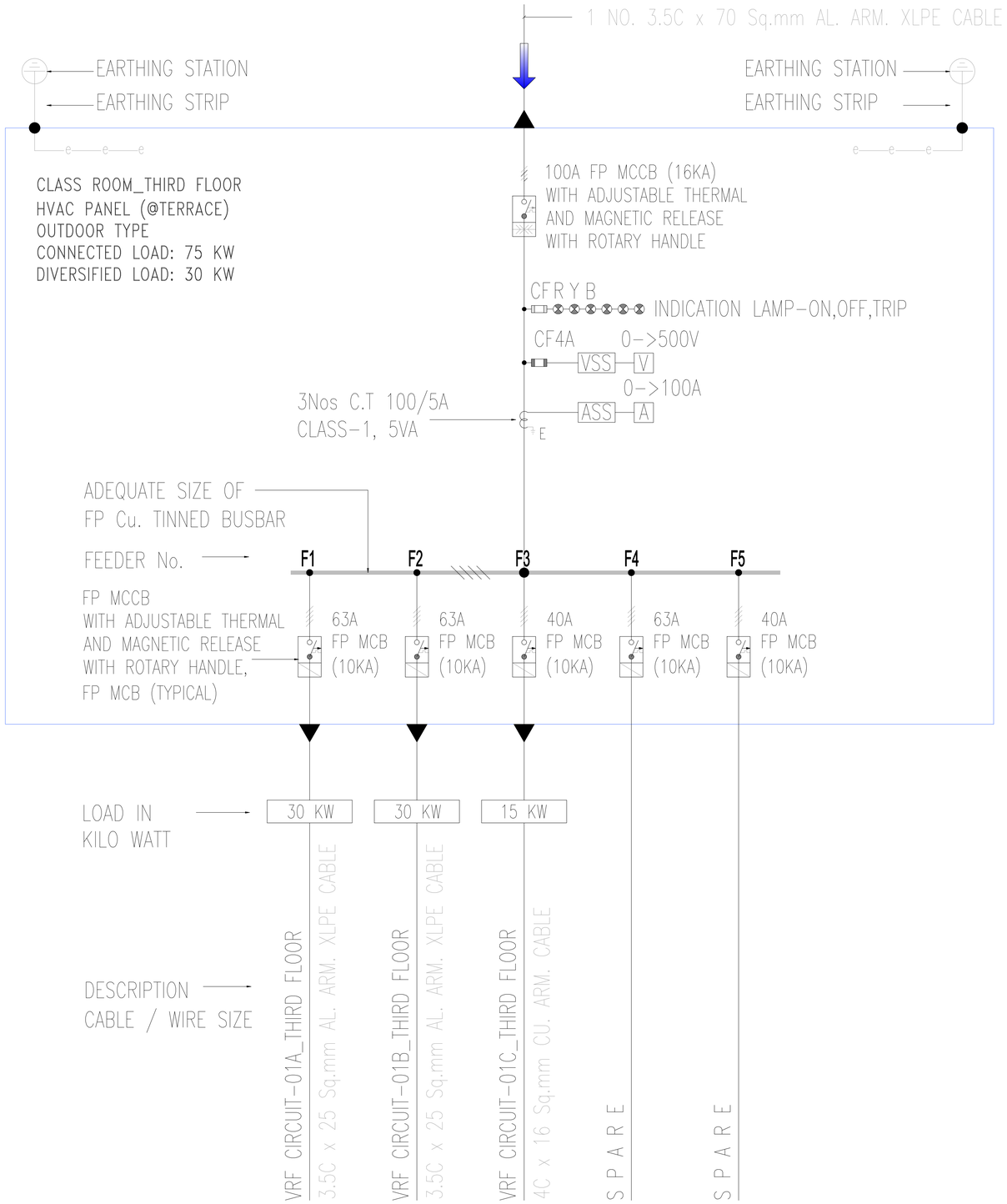

FOR TENDER

NOTES:

This drawing and the design it covers is the property of HCP Design, Planning and Management Pvt. Ltd. It is merely loaned on the borrower's express agreement that it will not be reproduced, copied, loaned, exhibited nor used except in a limited way and private use as permitted by any written consent given by the lender to the borrower.

In case there is any discrepancy between architectural drawings and other drawings, architectural drawings to be followed. The discrepancy to be brought to the notice of the architect before commencement of the work.

All dimensions are to be read and not measured. All dimensions are in mm. Refer detail drawings wherever relevant.

1. PROVIDE 2Nos. 2.5 Sq.mm FOR PHASE & NEUTRAL & 1No. 1.5 Sq.mm FOR EARTH WIRE (Cu. FLEXIBLE WIRE) FOR 6A,10A LIGHTING CIRCUIT.
2. PROVIDE 2Nos. 2.5 Sq.mm FOR PHASE & NEUTRAL & 1No. 1.5 Sq.mm FOR EARTH WIRE (Cu. FLEXIBLE WIRE) 6A/16A & 16A GENERAL POWER PLUG CIRCUIT & 6A, 10A INDOOR AC UNIT CIRCUIT.
3. PROVIDE 2Nos. 4 Sq.mm FOR PHASE & NEUTRAL & 1No. 2.5 Sq.mm FOR EARTH WIRE (Cu. FLEXIBLE WIRE) FOR A/C, GEYSER 16A,20A POWER PLUG CIRCUIT.

REVISIONS

Ref.	Date	Description	Appr'd
E00	23.08.2022	FOR TENDER	VG

KEY PLAN

NORTH

Academic Block E -Extension

BLOCK-E THIRD FLOOR ELECTRICAL HVAC PANEL SLD

DRG. NO.: 1110-E-109-E00

SCALE: NTS DATE: 23-08-2022

STATUS: FOR TENDER

I = INFORMATION, T = TENDER, E = EXECUTION, R = RECORDS

SERVICES CONSULTANT

JHAVERI ASSOCIATES

2, Pallini Society, Nr. SBI, Vejalpur, Jivraj Park, Ahmedabad-380051
T.: 91-79-2682 2826 Fax: 91-79-2682 0909
E-mail :info@ jhaverlassociates.com

Pandit Deendayal Energy University

CLIENT:

Pandit Deendayal Energy University

AT GANDHINAGAR PROJECT NO: P1110

HCP DESIGN PLANNING AND MANAGEMENT PRIVATE LIMITED
'Paritosh',Usmanpura,Ahmedabad-380 013, Gujarat, INDIA
(079) 27550875. Fax:(079)27552924 hcpahd@hcp.co.in

SUPPLY FROM CLASS ROOM BLOCK : SUB COMPUTER POWER PANEL (EXISTING AT GROUND FLOOR)

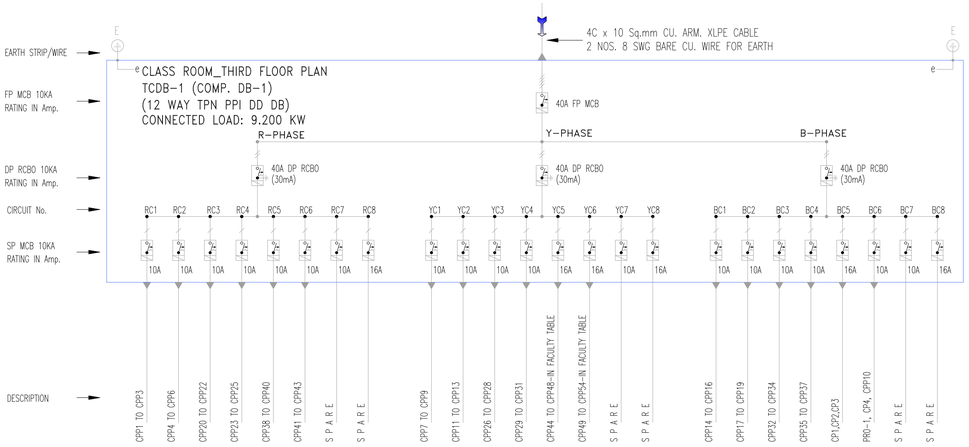

SUPPLY FROM CLASS ROOM BLOCK : SUB COMPUTER POWER PANEL (EXISTING AT GROUND FLOOR)



SUPPLY FROM CLASS ROOM BLOCK : SUB COMPUTER POWER PANEL (EXISTING AT GROUND FLOOR)



FOR TENDER

NOTES:

This drawing and the design it covers is the property of HCP Design, Planning and Management Pvt. Ltd. It is merely loaned on the borrower's express agreement that it will not be reproduced, copied, loaned, exhibited nor used except in a limited way and private use as permitted by any written consent given by the lender to the borrower.

In case there is any discrepancy between architectural drawings and other drawings, architectural drawings to be followed. The discrepancy to be brought to the notice of the architect before commencement of the work.

All dimensions are to be read and not measured. All dimensions are in mm. Refer detail drawings wherever relevant.

1. PROVIDE 2Nos. 2.5 Sq.mm FOR PHASE & NEUTRAL & 1No. 1.5 Sq.mm FOR EARTH WIRE (Cu. FLEXIBLE WIRE) FOR 6A,10A LIGHTING CIRCUIT.
2. PROVIDE 2Nos. 2.5 Sq.mm FOR PHASE & NEUTRAL & 1No. 1.5 Sq.mm FOR EARTH WIRE (Cu. FLEXIBLE WIRE) 6A/16A & 16A GENERAL POWER PLUG CIRCUIT & 6A, 10A INDOOR AC UNIT CIRCUIT.
3. PROVIDE 2Nos. 4 Sq.mm FOR PHASE & NEUTRAL & 1No. 2.5 Sq.mm FOR EARTH WIRE (Cu. FLEXIBLE WIRE) FOR A/C, GEYSER 16A,20A POWER PLUG CIRCUIT.

REVISIONS

Ref.	Date	Description	Appr'd
E00	23.08.2022	FOR TENDER	VG

KEY PLAN

NORTH

Academic Block E -Extension

BLOCK-E THIRD FLOOR ELECTRICAL COMPUTER POWER DB
DRG. NO.: 1110-E-107-E00
SCALE: NTS DATE: 23-08-2022

STATUS: FOR TENDER

I = INFORMATION, T = TENDER, E = EXECUTION, R = RECORDS

SERVICES CONSULTANT

JHAVERI ASSOCIATES
2, Pahlhi Society, Nr. SBI, Vejalpur, Jivraj Park, Ahmedabad-380051
T.: 91-79-2682 2828 Fax: 91-79-2682 0909
E-mail: info@jhaveriassociates.com

Pandit Deendayal Energy University

CLIENT:
Pandit Deendayal Energy University
AT GANDHINAGAR PROJECT NO: P1110

HCP DESIGN PLANNING AND MANAGEMENT PRIVATE LIMITED
'Paritosh',Usmanpura,Ahmedabad-380 013, Gujarat, INDIA
(079) 27550875. Fax:(079)27552924 hcpahd@hcp.co.in

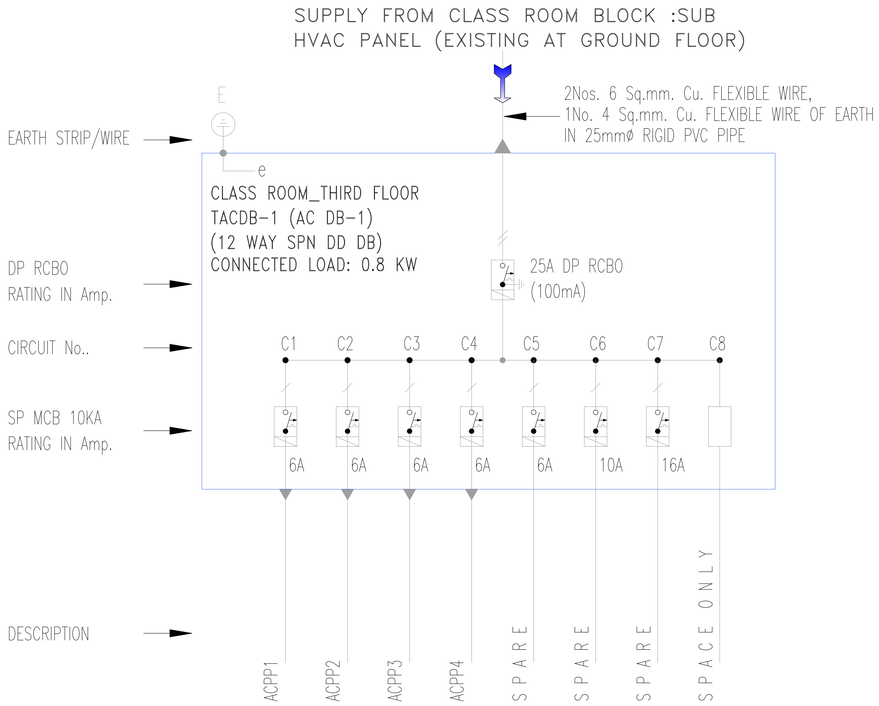

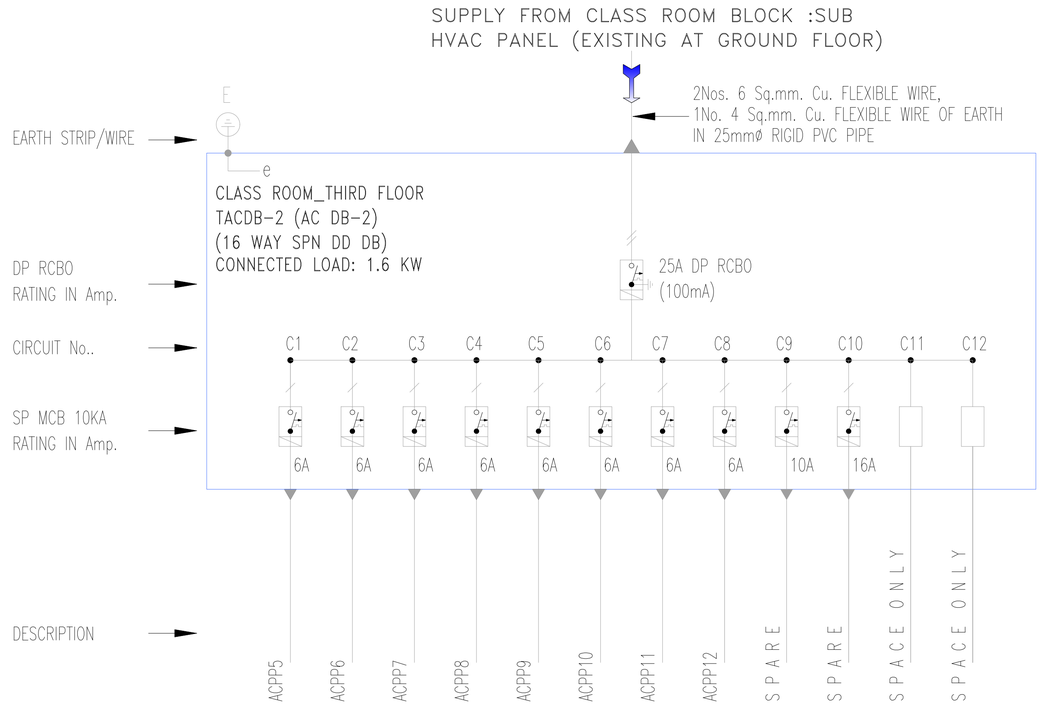

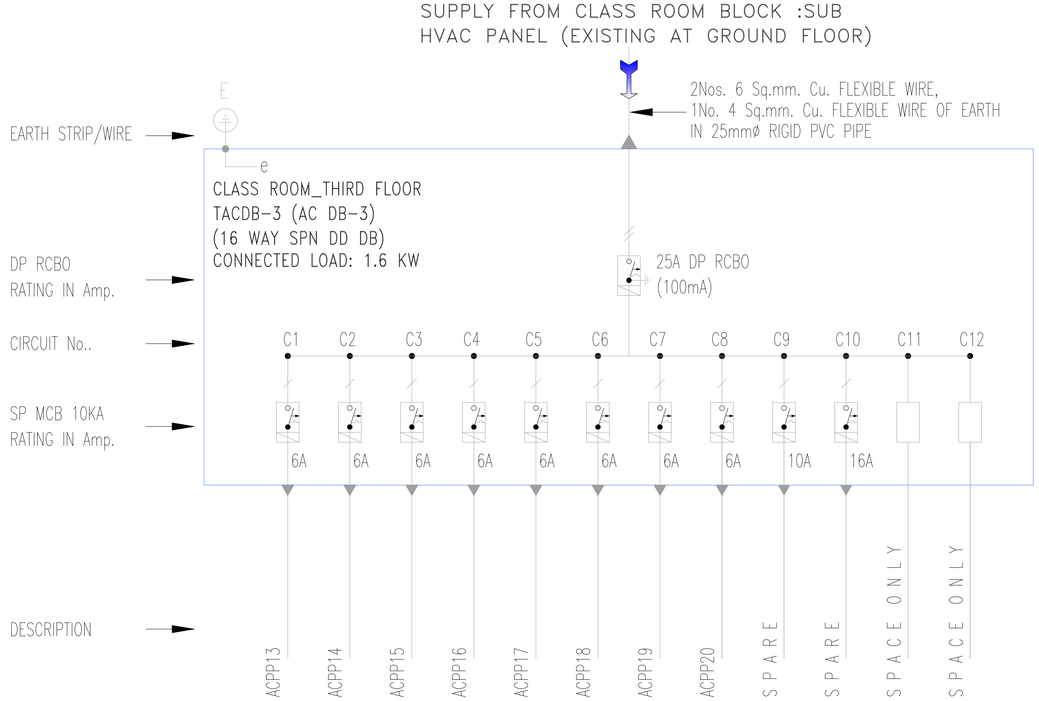

FOR TENDER

NOTES:

This drawing and the design it covers is the property of HCP Design, Planning and Management Pvt. Ltd. It is merely loaned on the borrower's express agreement that it will not be reproduced, copied, loaned, exhibited nor used except in a limited way and private use as permitted by any written consent given by the lender to the borrower.

In case there is any discrepancy between architectural drawings and other drawings, architectural drawings to be followed. The discrepancy to be brought to the notice of the architect before commencement of the work.

All dimensions are to be read and not measured. All dimensions are in mm. Refer detail drawings wherever relevant.

1. PROVIDE 2Nos. 2.5 Sq.mm FOR PHASE & NEUTRAL & 1No. 1.5 Sq.mm FOR EARTH WIRE (Cu. FLEXIBLE WIRE) FOR 6A,10A LIGHTING CIRCUIT.
2. PROVIDE 2Nos. 2.5 Sq.mm FOR PHASE & NEUTRAL & 1No. 1.5 Sq.mm FOR EARTH WIRE (Cu. FLEXIBLE WIRE) 6A/16A & 16A GENERAL POWER PLUG CIRCUIT & 6A, 10A INDOOR AC UNIT CIRCUIT.
3. PROVIDE 2Nos. 4 Sq.mm FOR PHASE & NEUTRAL & 1No. 2.5 Sq.mm FOR EARTH WIRE (Cu. FLEXIBLE WIRE) FOR A/C, GEYSER 16A,20A POWER PLUG CIRCUIT.

REVISIONS

Ref.	Date	Description	Appr'd
E00	23.08.2022	FOR TENDER	VG.

KEY PLAN

NORTH

Academic Block E -Extension

BLOCK-E THIRD FLOOR ELECTRICAL AC POWER DB

DRG. NO.: 1110-E-108-E00

SCALE: NTS DATE: 23-08-2022

STATUS: FOR TENDER I = INFORMATION, T = TENDER, E = EXECUTION, R = RECORDS

SERVICES CONSULTANT

JHAVERI ASSOCIATES
2, Pathni Society, Nr. SBI, Vejalpur, Jivraj Park, Ahmedabad-380051
T.: 91-79-2682 2820 Fax : 91-79-2682 0909
E-mail :info@ jhaveriassociates.com

Pandit Deendayal Energy University

CLIENT:
Pandit Deendayal Energy University
AT GANDHINAGAR PROJECT NO: P1110

HCP DESIGN PLANNING AND MANAGEMENT PRIVATE LIMITED
'Paritosh',Usmanpura,Ahmedabad-380 013, Gujarat, INDIA
(079) 27550875. Fax:(079)27552924 hcpahd@hcp.co.in



DESCRIPTION

(A) 110 OD uPVC SOIL DOWNTAKE	(S1) 300ø R.C.C. PIPE 1:200
(B) 110 OD uPVC WASTE DOWNTAKE	(R) 110 O.D.(RIGID PVC) RAIN WATER PIPE DROP ON G.L
(B1) 90 OD uPVC WASTE DOWNTAKE	(R1) 160 O.D.(RIGID PVC) RAIN WATER PIPE
(C) 110 OD uPVC SOIL PIPE 1:50	(R2) 90 O.D.(RIGID PVC) RAIN WATER PIPE
(D) 110 OD uPVC WASTE PIPE 1:50	(V) 110 OD uPVC SOIL PIPE WITH COWL.
(D1) 90 OD uPVC WASTE PIPE 1:50	(V1) 90 OD uPVC SOIL PIPE WITH COWL.
(D3) 75 OD uPVC WASTE PIPE 1:50	(T) 315 OD PVC PIPE
(E) 40ø uPVC WASTE PIPE	
(E1) 50ø u PVC WASTE PIPE	

(F) ø G.I.PIPE AS PER DIAGRAM	DRAINAGE PIPE
(F3) ø cPVC DRI. FROM TERRACE COOLER TROUGH R.O. TANK	WATER SUPPLY
(G) GULLY TRAP 100 X 150 WITH 300 X300 CHAMBER	RAIN WATER PIPE
(G1) GULLY TRAP 230X 150 WITH 600X600 CHAMBER	
(H) 100ø STONE WARE PIPE 1:80	
(I) 150øSTONE WARE PIPE 1:100	
(J) 50ø G.I.RISING MAIN TO TERRACE	
(P) 150ø R.C.C. PIPE 1:100	
(S) 230ø R.C.C. PIPE 1:150	

NOTES:

This drawing and the design it covers is the property of HCP Design, Planning and Management Pvt. Ltd. It is merely loaned on the borrower's express agreement that it will not be reproduced, copied, loaned, exhibited nor used except in a limited way and private use as permitted by any written consent given by the lender to the borrower.

In case there is any discrepancy between architectural drawings and other drawings, architectural drawings to be followed. The discrepancy to be brought to the notice of the architect before commencement of the work.

All dimensions are to be read and not measured. All dimensions are in mm. Refer detail drawings wherever relevant.

SPECIFIC INSTRUCTIONS:

TOC	= TOP OF CONCRETE	BOC	= BOTTOM OF CONCRETE
FGL	= FINISHED GROUND LEVEL	FFL	= FINISHED FLOOR LEVEL
NGL	= NATURAL GROUND LEVEL	FRL	= FINISHED ROAD LEVEL
FWL	= FINISHED WALKWAY LEVEL	RWP	= RAIN WATER PIPE
I.L	= INVERT LEVEL		

ADEQUACY CHECK-BY CONTRACTOR

Contractors are required to comprehensively review this drawing and revert Within 15 days to the architects with any of the following:

1. Missing information in this drawing.
2. Request for revision in construction details w.r.t ease of construction.
3. Request for clarifications regarding Tender/Non-tender items.

This check is to ensure that revisions in drawing are not sought during The construction process, thus ensuring timely completion of the project.

REVISIONS

Ref.	Date	Description	Appr'd
R0	13-08-2022	FOR TENDER	SD

KEY PLAN

NORTH

Academic Block E -Extension

THIRD FLOOR-BLOCK-E EXTENSION PLUMBING LAYOUT

DRG. NO.: 1110-PL-201-R0

SCALE: 1:100 DATE: 23.08.2022

STATUS: TENDER

I = INFORMATION, T = TENDER, E = EXECUTION, R = RECORDS

SERVICES CONSULTANT

JHAVERI ASSOCIATES
2, Palkhi Society, Nr. SBI, Vejalpur, Jivraj Park, Ahmedabad-380051
T. : 91-79-2682 2828 Fax : 91-79-2682 0909
E-mail :info@ jhaveriassociates.com

Pandit Deendayal Energy University

CLIENT:
Pandit Deendayal Energy University
AT GANDHINAGAR PROJECT NO: P1110

HCP DESIGN PLANNING AND MANAGEMENT PRIVATE LIMITED
'Paritosh',Usmanpura,Ahmedabad-380 013, Gujarat, INDIA
(079) 27550875. Fax:(079)27552924 hcpahd@hcp.co.in



DESCRIPTION

A	110 OD uPVC SOIL DOWNTAKE	SD	300ø R.C.C. PIPE 1:200
B	110 OD uPVC WASTE DOWNTAKE	G	110 O.D.(RIGID PVC) RAIN WATER PIPE DROP ON G.L.
BB	90 OD uPVC WASTE DOWNTAKE	R1	160 O.D.(RIGID PVC) RAIN WATER PIPE
C	110 OD uPVC SOIL PIPE 1:50	R2	90 O.D.(RIGID PVC) RAIN WATER PIPE
D	110 OD uPVC WASTE PIPE 1:50	V	110 OD uPVC SOIL PIPE WITH COWL.
DD	90 OD uPVC WASTE PIPE 1:50	VP	90 OD uPVC SOIL PIPE WITH COWL.
DD	75 OD uPVC WASTE PIPE 1:50	T	315 OD PVC PIPE
E	40ø uPVC WASTE PIPE		
EE	50ø u PVC WASTE PIPE		
F	ø G.I.PIPE AS PER DIAGRAM		
FX	ø cPVC DRL FROM TERRACE COOLER TROUGH R.O. TANK		
G	GULLY TRAP 100 X 150 WITH 300 X300 CHAMBER		
GR	GULLY TRAP 230X 150 WITH 600X600 CHAMBER		
H	100ø STONE WARE PIPE 1:80		
I	150øSTONE WARE PIPE 1:100		
J	50ø G.I.RISING MAIN TO TERRACE		
P	150ø R.C.C. PIPE 1:100		
S	230ø R.C.C. PIPE 1:150		

DRAINAGE PIPE
WATER SUPPLY
RAIN WATER PIPE

NOTES:

This drawing and the design it covers is the property of HCP Design, Planning and Management Pvt. Ltd. It is merely loaned on the borrower's express agreement that it will not be reproduced, copied, loaned, exhibited nor used except in a limited way and private use as permitted by any written consent given by the lender to the borrower.

In case there is any discrepancy between architectural drawings and other drawings, architectural drawings to be followed. The discrepancy to be brought to the notice of the architect before commencement of the work.

All dimensions are to be read and not measured. All dimensions are in mm. Refer detail drawings wherever relevant.

SPECIFIC INSTRUCTIONS:

TOC = TOP OF CONCRETE
FGL = FINISHED GROUND LEVEL
NGL = NATURAL GROUND LEVEL
FWL = FINISHED WALKWAY LEVEL
I.L = INVERT LEVEL
BOC = BOTTOM OF CONCRETE
FFL = FINISHED FLOOR LEVEL
FRL = FINISHED ROAD LEVEL
RWP = RAIN WATER PIPE

ADEQUACY CHECK-BY CONTRACTOR

Contractors are required to comprehensively review this drawing and revert Within 15 days to the architects with any of the following:
1. Missing information in this drawing.
2. Request for revision in construction details w.r.t ease of construction.
3. Request for clarifications regarding Tender/Non-tender items.

This check is to ensure that revisions in drawing are not sought during The construction process, thus ensuring timely completion of the project.

REVISIONS

Ref.	Date	Description	Appr'd
R0	13-08-2022	FOR TENDER	SD

KEY PLAN

NORTH

Academic Block E -Extension

TERRACE FLOOR-BLOCK-E PLUMBING LAYOUT
DRG. NO.: 1110-PL-202-R0
SCALE: 1:100 DATE: 23.08.2022

STATUS: TENDER

I = INFORMATION, T = TENDER, E = EXECUTION, R = RECORDS

SERVICES CONSULTANT

JHAVERI ASSOCIATES
2, Palkhi Society, Nr. SBI, Vejalpur, Jivraj Park, Ahmedabad-380051
T. : 91-79-2682 2828 Fax : 91-79-2682 0909
E-mail :info@ jhaveriassociates.com

Pandit Deendayal Energy University

CLIENT:
Pandit Deendayal Energy University
AT GANDHINAGAR PROJECT NO: P1110

HCP DESIGN PLANNING AND MANAGEMENT PRIVATE LIMITED
'Paritosh',Usmanpura,Ahmedabad-380 013, Gujarat, INDIA
(079) 27550875. Fax:(079)27552924 hcpahd@hcp.co.in

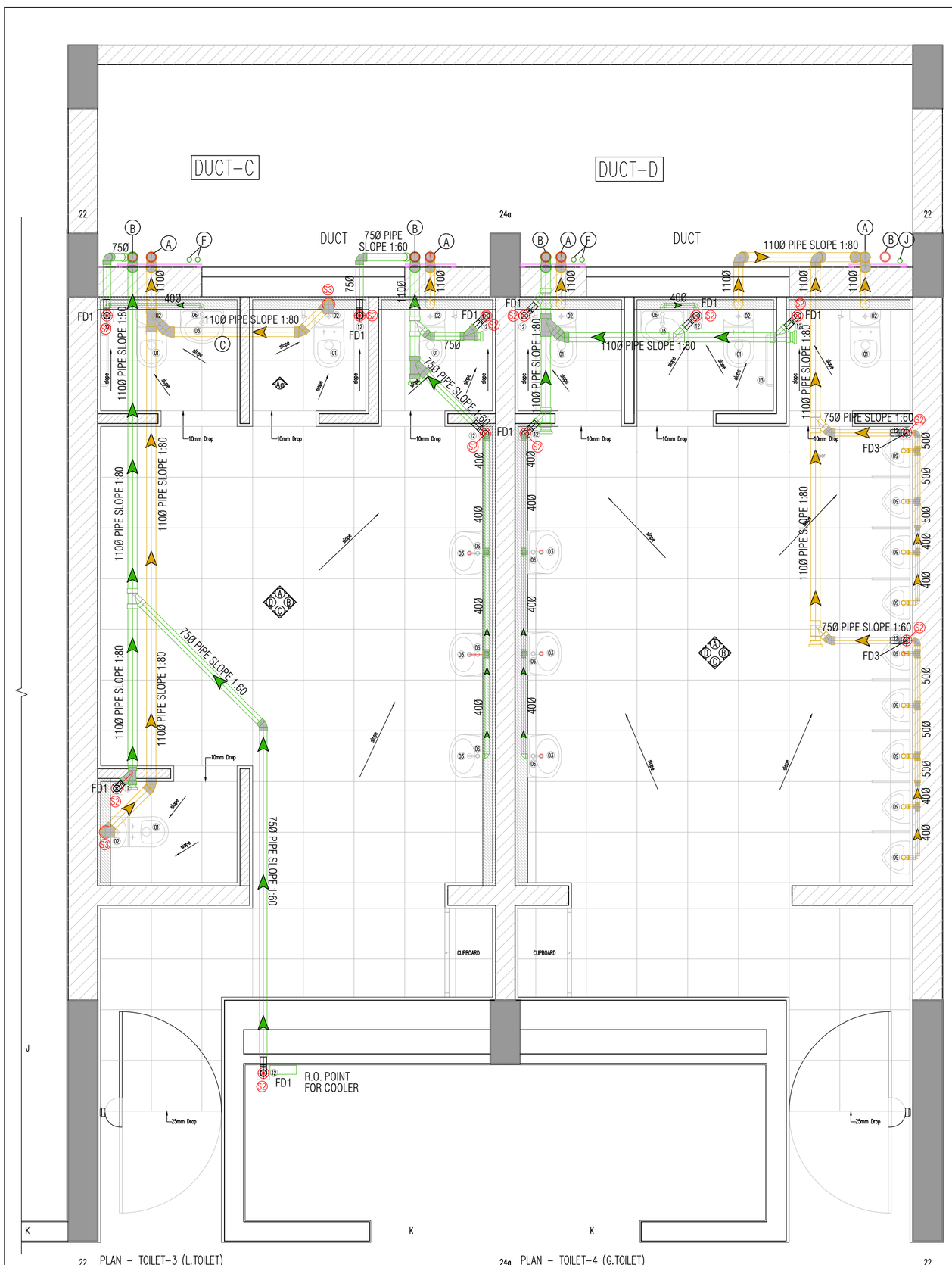

22 PLAN – TOILET-3 (L.TOILET) FOR TYPICAL FLOOR

24a PLAN – TOILET-4 (G.TOILET) FOR TYPICAL FLOOR

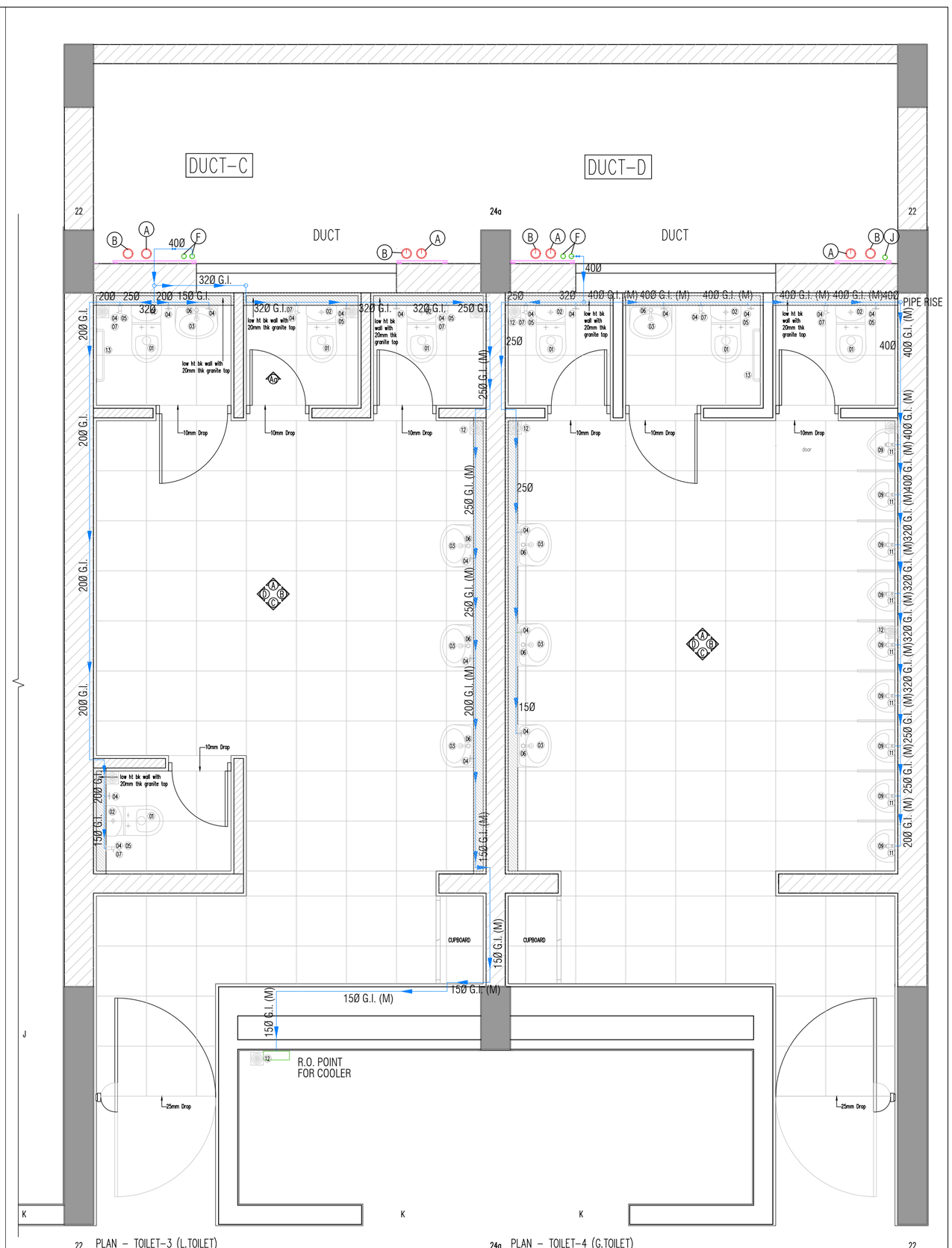

22 PLAN – TOILET-3 (L.TOILET) FOR TYPICAL FLOOR

24a PLAN – TOILET-4 (G.TOILET) FOR TYPICAL FLOOR

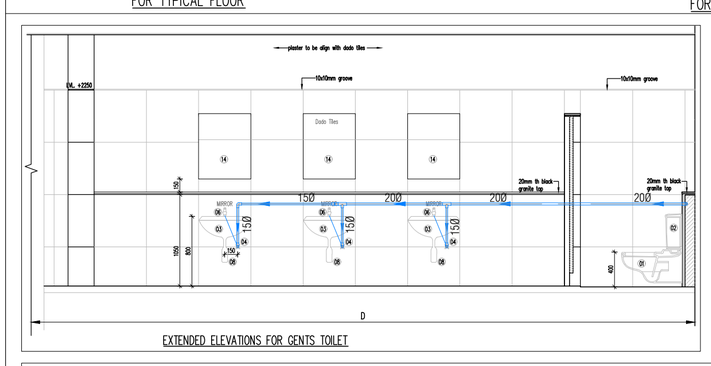

EXTENDED ELEVATIONS FOR GENTS TOILET

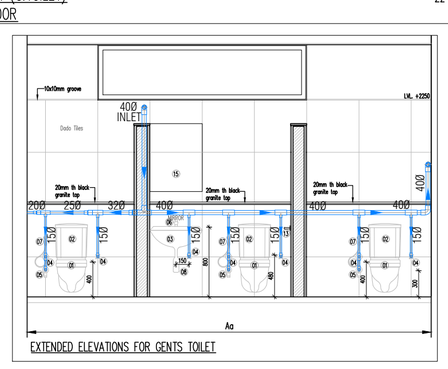

EXTENDED ELEVATIONS FOR GENTS TOILET

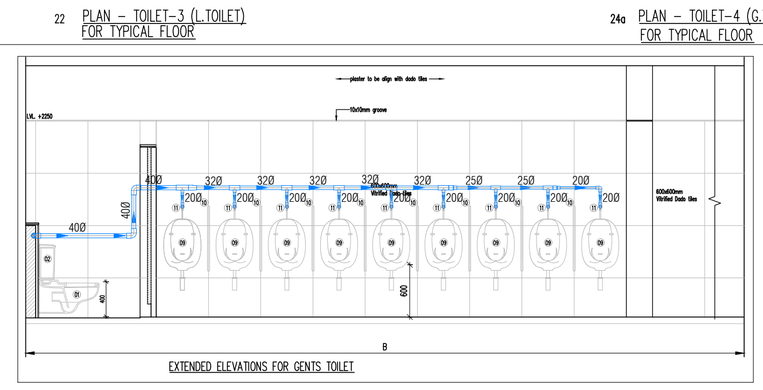

EXTENDED ELEVATIONS FOR GENTS TOILET

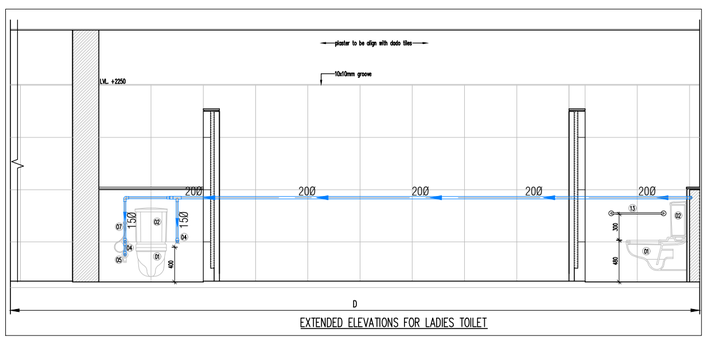

EXTENDED ELEVATIONS FOR LADIES TOILET

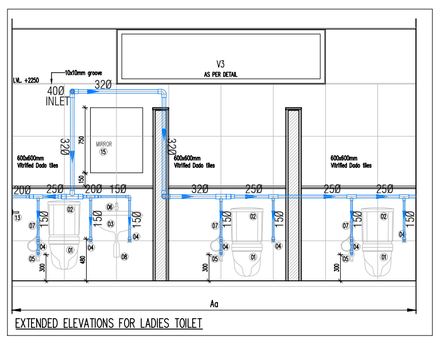

EXTENDED ELEVATIONS FOR LADIES TOILET

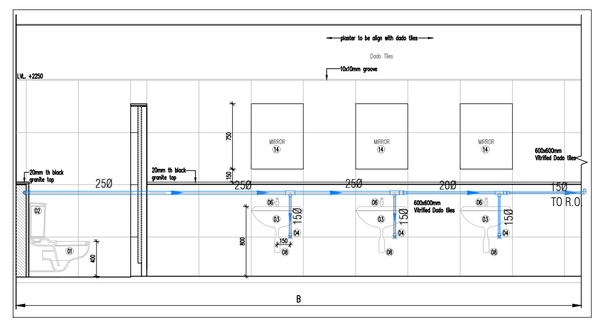

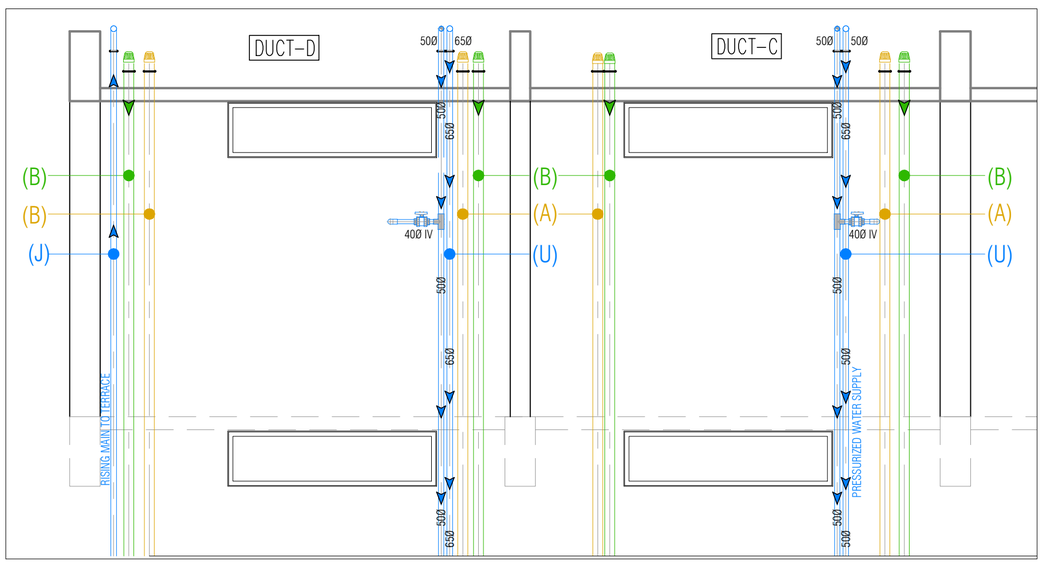

LEGEND WATER SUPPLY DOWNTAKE		
	DOMESTIC WATER SUPPLY DOWNTAKE CPVC	---
LEGEND DRAINAGE DOWNTAKE		DOWNTAKE SIZE (mm)
	SOIL WATER DOWNTAKE	110Ø
	WASTE WATER DOWNTAKE	110Ø

LEGEND :-

	SOIL WASTE PIPE
	WASTE WATER PIPE
	DOMESTIC WATER PIPE

LEGEND :-

	CONTROL VALVE
	P-TRAP 110x100

DESCRIPTION

(A) 110 OD uPVC SOIL DOWNTAKE	(F3) ø cPVC DRI. FROM TERRACE COOLER TROUGH R.O. TANK	(R) 110 O.D.(RIGID PVC) RAIN WATER PIPE DROP ON G.L.
(B) 110 OD uPVC WASTE DOWNTAKE	(G) GULLY TRAP 100 X 150 WITH 300 X300 CHAMBER	(R1) 160 O.D.(RIGID PVC) RAIN WATER PIPE
(B1) 90 OD uPVC WASTE DOWNTAKE	(G1) GULLY TRAP 230X 150 WITH 600X600 CHAMBER	(R2) 90 O.D.(RIGID PVC) RAIN WATER PIPE
(C) 110 OD uPVC SOIL PIPE 1:50	(H) 100ø STONE WARE PIPE 1:80	(V) 110 OD uPVC SOIL PIPE WITH COWL.
(D) 110 OD uPVC WASTE PIPE 1:50	(I) 150øSTONE WARE PIPE 1:100	(V1) 90 OD uPVC SOIL PIPE WITH COWL.
(D1) 90 OD uPVC WASTE PIPE 1:50	(J) 50ø G.I.RISING MAIN TO TERRACE	(T) 315 OD PVC PIPE
(E) 40ø uPVC WASTE PIPE	(P) 150ø R.C.C. PIPE 1:100	
(E1) 50ø u PVC WASTE PIPE	(S) 230ø R.C.C. PIPE 1:150	
(F) ø G.I.PIPE AS PER DIAGRAM	(S1) 300ø R.C.C. PIPE 1:200	

LEGEND: EXECUTIVE

NO	DESCRIPTION	COMPANY AND MODEL	CODE	COLOUR	NOS
01	E.W.C. WALL HUNG	HINDUSTAN CONSTELLATION	20028	IVORY	04
02	CISTERN	HINDUSTAN CONSTELLATION	21038	IVORY	04
03	WASH BASIN	HINDUSTAN SOLA	10007	IVORY	04
04	ANGULAR STOP COCK	JAQUAR CONTINENTAL	053	CHROME	12
05	BIB COCK	JAQUAR CONTINENTAL	037	CHROME	04
06	BASIN PILLAR COCK	JAQUAR PRESSMATIC	031	CHROME	04
07	HEALTH FAUCET	JAQUAR ALLIED	573	CHROME	04
08	BOTTLE TRAP	JAQUAR ALLIED	769	CHROME	04
09	URINAL FLAT BACK LARGE	HINDWARE FLAT BACK LARGE	60002	IVORY	NA
10	URINAL DIVISION PLATE	20mm TH. GRANITE 450x750		BLACK	NA
11	URINAL FLUSHING VALVE	JAQUAR PRES	077	CHROME	NA
12	'P' TRAP WITH JALI	(CHILI) (150X150)		CHROME	05
13	GRAB BAR	JAQUAR CONTINENTAL	1101	CHROME	01
14	MIRROR	600x750			04

COLOUR

- DRAINAGE PIPE
- WATER SUPPLY
- HOT WATER SUPPLY
- RAIN WATER PIPE
- GARDEN WATER PIPE
- GARDEN 25ø VALVE WITH 300X300 CHAMBER

NOTES:

This drawing and the design it covers is the property of HCP Design, Planning and Management Pvt. Ltd. It is merely loaned on the borrower's express agreement that it will not be reproduced, copied, loaned, exhibited nor used except in a limited way and private use as permitted by any written consent given by the lender to the borrower.

In case there is any discrepancy between architectural drawings and other drawings, architectural drawings to be followed. The discrepancy to be brought to the notice of the architect before commencement of the work.

All dimensions are to be read and not measured. All dimensions are in mm. Refer detail drawings wherever relevant.

SPECIFIC INSTRUCTIONS:

TOC = TOP OF CONCRETE	BOC = BOTTOM OF CONCRETE
FGL = FINISHED GROUND LEVEL	FFL = FINISHED FLOOR LEVEL
NGL = NATURAL GROUND LEVEL	FRL = FINISHED ROAD LEVEL
FWL = FINISHED WALKWAY LEVEL	RWP = RAIN WATER PIPE
I.L = INVERT LEVEL	

ADEQUACY CHECK-BY CONTRACTOR

Contractors are required to comprehensively review this drawing and revert Within 15 days to the architects with any of the following:
1. Missing information in this drawing.
2. Request for revision in construction details w.r.t ease of construction.
3. Request for clarifications regarding Tender/Non-tender items.

This check is to ensure that revisions in drawing are not sought during The construction process, thus ensuring timely completion of the project.

REVISIONS

Ref.	Date	Description	Appr'd
R0	13-08-2022	FOR TENDER	SD

KEY PLAN

NORTH

Academic Block E - Extension

THIRD FLOOR-BLOCK-E TOILET DETAIL PLUMBING LAYOUT

DRG. NO.: 1110-PL-601-R0

SCALE: 1:100 DATE: 23.08.2022

STATUS: TENDER

I = INFORMATION, T = TENDER, E = EXECUTION, R = RECORDS

SERVICES CONSULTANT

JHAVERI ASSOCIATES
2, Palkhi Society, Nr. SBI, Vejalpur, Jivraj Park, Ahmedabad-380051
T. : 91-79-2682 2828 Fax : 91-79-2682 0909
E-mail :info@ jhaveriassociates.com

Pandit Deendayal Energy University

CLIENT:
Pandit Deendayal Energy University
AT GANDHINAGAR PROJECT NO: P1110

HCP DESIGN PLANNING AND MANAGEMENT PRIVATE LIMITED
'Paritosh',Usmanpura,Ahmedabad-380 013, Gujarat, INDIA
(079) 27550875. Fax:(079)27552924 hcpahd@hcp.co.in

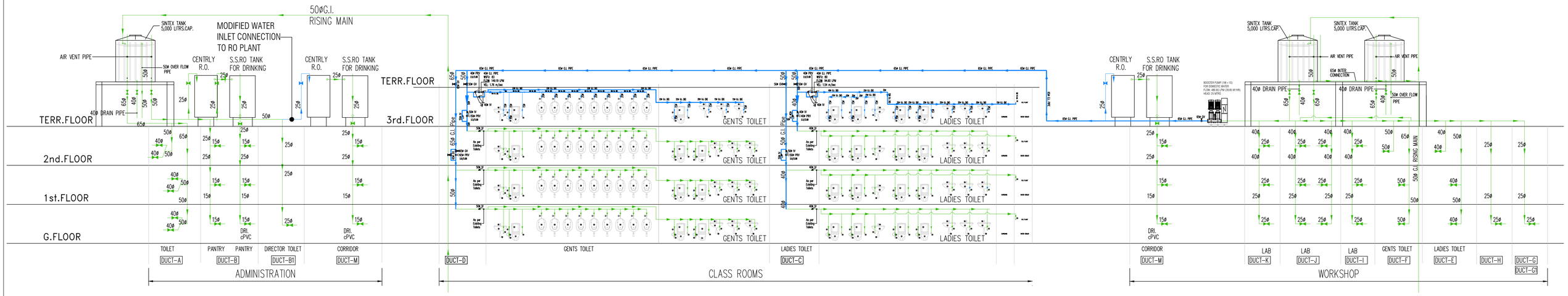

SCHEMATIC - WATER SUPPLY - EXISTING

SCHEMATIC - WATER SUPPLY - PROPOSED EXTENSION

SCHEMATIC - WATER SUPPLY - EXISTING

NOTES:

This drawing and the design it covers is the property of HCP Design, Planning and Management Pvt. Ltd. It is merely loaned on the borrower's express agreement that it will not be reproduced, copied, loaned, exhibited nor used except in a limited way and private use as permitted by any written consent given by the lender to the borrower.

In case there is any discrepancy between architectural drawings and other drawings, architectural drawings to be followed. The discrepancy to be brought to the notice of the architect before commencement of the work.

All dimensions are to be read and not measured. All dimensions are in mm. Refer detail drawings wherever relevant.

N O T E S / L E G E N D / DESCRIPTION

(A)	110 OD u PVC SOIL DOWNTAKE (6kg/cm2)	(H)	100 ø STONE WARE .(IS) PIPE 1:80
(B)	110 OD u PVC WASTE DOWNTAKE (6kg/cm2)	(I)	150 ø STONE WARE .(IS) PIPE 1:100
(C)	110 OD u PVC SOIL PIPE 1:50 (6kg/cm2)	(J)	50ø G.I. PIPE RISING MAIN FROM EXI.TANK
(D)	110 OD u PVC WASTE PIPE 1:50 (6kg/cm2)	(S)	230 ø STONE WARE.(IS) PIPE 1:150
(E)	40 ø G.I WASTE PIPE	(R)	110 O.D. u.P.V.C. RAIN WATER PIPE DROP ON G.L.
(F)	ø G.I.PIPE AS PER DIAGRAM	(R1)	160 O.D. u.P.V.C. RAIN WATER PIPE DROP ON G.L.
(F1)	ø G.I.HOT WATER PIPE AS PER DIAGRAM	(R2)	90 O.D. u.P.V.C. RAIN WATER PIPE
(F)	ø G.I.HOT WATER RETURN PIPE AS PER DIAGRAM	(V)	110 O.D.u PVC VENT PIPE WITH COWL.
(F3)	ø cPVC DRI. FROM TERRACE COOLER TROUGH R.O. TANK	(V1)	90 O.D.u PVC VENT PIPE WITH COWL.
(G)	GULLY TRAP 230 X 150 WITH 450 X450 CHAMBER		

LEGEND WATER SUPPLY DOWNTAKE

	DOMESTIC WATER PIPE
	WATER SUPPLY
IV	ISOLATION VALVE
GV	GATE VALVE
PRV	PRESSURE REDUCING VALVE

SPECIFIC INSTRUCTIONS:

TOC	= TOP OF CONCRETE	BOC	= BOTTOM OF CONCRETE
FGL	= FINISHED GROUND LEVEL	FFL	= FINISHED FLOOR LEVEL
NGL	= NATURAL GROUND LEVEL	FRL	= FINISHED ROAD LEVEL
FWL	= FINISHED WALKWAY LEVEL	RWP	= RAIN WATER PIPE
I.L.	= INVERT LEVEL		

ADEQUACY CHECK-BY CONTRACTOR

Contractors are required to comprehensively review this drawing and revert Within 15 days to the architects with any of the following:
1. Missing information in this drawing.
2. Request for revision in construction details w.r.t ease of construction.
3. Request for clarifications regarding Tender/Non-tender items.

This check is to ensure that revisions in drawing are not sought during The construction process, thus ensuring timely completion of the project.

R E V I S I O N S

Ref.	Date	Description	Appr'd
R0	16-08-2022	FOR TENDER	SD

KEY PLAN

NORTH

Academic Block E - Extension

THIRD FLOOR-BLOCK-E WATER SUPPLY SCHEMATIC DIAGRAM

DRG. NO.:1110-PL-301-R0

SCALE: 1:100

STATUS: TENDER

I = INFORMATION, T = TENDER, E = EXECUTION, R = RECORDS

SERVICES CONSULTANT

JHAVERI ASSOCIATES
2, Pakhi Society, Nr. SBI, Vastrapur, Juna Pack, Ahmedabad-380051
T. : 91-79-2682 2828 Fax : 91-79-2682 0909
E-mail: info@ jhaveriassociates.com

Pandit Deendayal Energy University

CLIENT:
Pandit Deendayal Energy University
AT GANDHINAGAR
PROJECT NO: P1110

HCP DESIGN PLANNING AND MANAGEMENT PRIVATE LIMITED
'Paritosh',Usmanpura,Ahmedabad-380 013, Gujarat, INDIA
(079) 27550875. Fax:(079)27552924 hcpahd@hcp.co.in

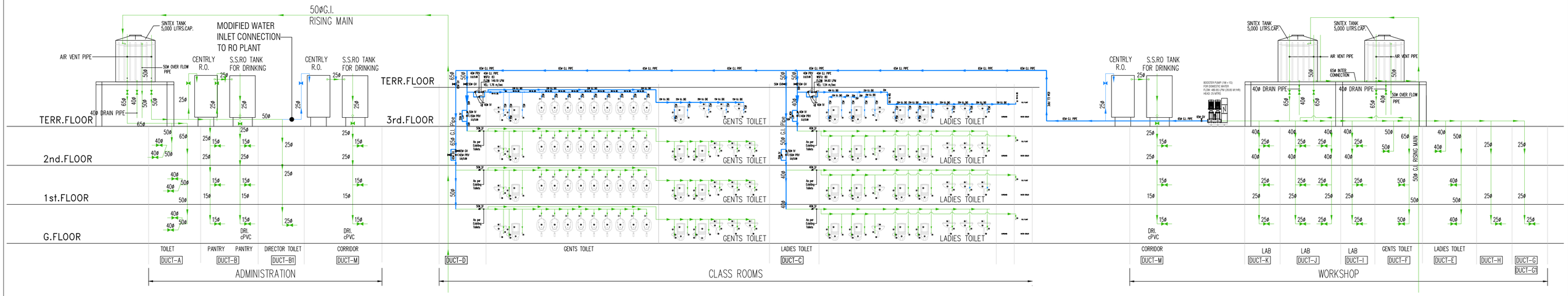

SCHEMATIC - WATER SUPPLY - EXISTING

SCHEMATIC - WATER SUPPLY - PROPOSED EXTENSION

SCHEMATIC - WATER SUPPLY - EXISTING

NOTES:

This drawing and the design it covers is the property of HCP Design, Planning and Management Pvt. Ltd. It is merely loaned on the borrower's express agreement that it will not be reproduced, copied, loaned, exhibited nor used except in a limited way and private use as permitted by any written consent given by the lender to the borrower.

In case there is any discrepancy between architectural drawings and other drawings, architectural drawings to be followed. The discrepancy to be brought to the notice of the architect before commencement of the work.

All dimensions are to be read and not measured. All dimensions are in mm. Refer detail drawings wherever relevant.

N O T E S / L E G E N D / DESCRIPTION

(A)	110 OD u PVC SOIL DOWNTAKE (6kg/cm2)	(H)	100 ø STONE WARE .(IS) PIPE 1:80
(B)	110 OD u PVC WASTE DOWNTAKE (6kg/cm2)	(I)	150 ø STONE WARE .(IS) PIPE 1:100
(C)	110 OD u PVC SOIL PIPE 1:50 (6kg/cm2)	(J)	50ø G.I. PIPE RISING MAIN FROM EXI.TANK
(D)	110 OD u PVC WASTE PIPE 1:50 (6kg/cm2)	(S)	230 ø STONE WARE.(IS) PIPE 1:150
(E)	40 ø G.I WASTE PIPE	(R)	110 O.D. u.P.V.C. RAIN WATER PIPE DROP ON G.L.
(F)	ø G.I.PIPE AS PER DIAGRAM	(R1)	160 O.D. u.P.V.C. RAIN WATER PIPE DROP ON G.L.
(F1)	ø G.I.HOT WATER PIPE AS PER DIAGRAM	(R2)	90 O.D. u.P.V.C. RAIN WATER PIPE
(F)	ø G.I.HOT WATER RETURN PIPE AS PER DIAGRAM	(V)	110 O.D.u PVC VENT PIPE WITH COWL.
(F3)	ø cPVC DRI. FROM TERRACE COOLER TROUGH R.O. TANK	(V1)	90 O.D.u PVC VENT PIPE WITH COWL.
(G)	GULLY TRAP 230 X 150 WITH 450 X450 CHAMBER		

LEGEND WATER SUPPLY DOWNTAKE

	DOMESTIC WATER PIPE
	WATER SUPPLY
IV	ISOLATION VALVE
GV	GATE VALVE
PRV	PRESSURE REDUCING VALVE

SPECIFIC INSTRUCTIONS:

TOC	= TOP OF CONCRETE	BOC	= BOTTOM OF CONCRETE
FGL	= FINISHED GROUND LEVEL	FFL	= FINISHED FLOOR LEVEL
NGL	= NATURAL GROUND LEVEL	FRL	= FINISHED ROAD LEVEL
FWL	= FINISHED WALKWAY LEVEL	RWP	= RAIN WATER PIPE
I.L.	= INVERT LEVEL		

ADEQUACY CHECK-BY CONTRACTOR

Contractors are required to comprehensively review this drawing and revert Within 15 days to the architects with any of the following:
1. Missing information in this drawing.
2. Request for revision in construction details w.r.t ease of construction.
3. Request for clarifications regarding Tender/Non-tender items.

This check is to ensure that revisions in drawing are not sought during The construction process, thus ensuring timely completion of the project.

R E V I S I O N S

Ref.	Date	Description	Appr'd
R0	16-08-2022	FOR TENDER	SD

KEY PLAN

NORTH

Academic Block E - Extension

THIRD FLOOR-BLOCK-E WATER SUPPLY SCHEMATIC DIAGRAM

DRG. NO.:1110-PL-301-R0

SCALE: 1:100

STATUS: TENDER

I = INFORMATION, T = TENDER, E = EXECUTION, R = RECORDS

SERVICES CONSULTANT

JHAVERI ASSOCIATES
2, Pakhi Society, Nr. SBI, Vastrapur, Juna Pack, Ahmedabad-380051
T. : 91-79-2682 2828 Fax : 91-79-2682 0909
E-mail: info@ jhaveriassociates.com

Pandit Deendayal Energy University

CLIENT:
Pandit Deendayal Energy University
AT GANDHINAGAR
PROJECT NO: P1110

HCP DESIGN PLANNING AND MANAGEMENT PRIVATE LIMITED
'Paritosh',Usmanpura,Ahmedabad-380 013, Gujarat, INDIA
(079) 27550875. Fax:(079)27552924 hcpahd@hcp.co.in

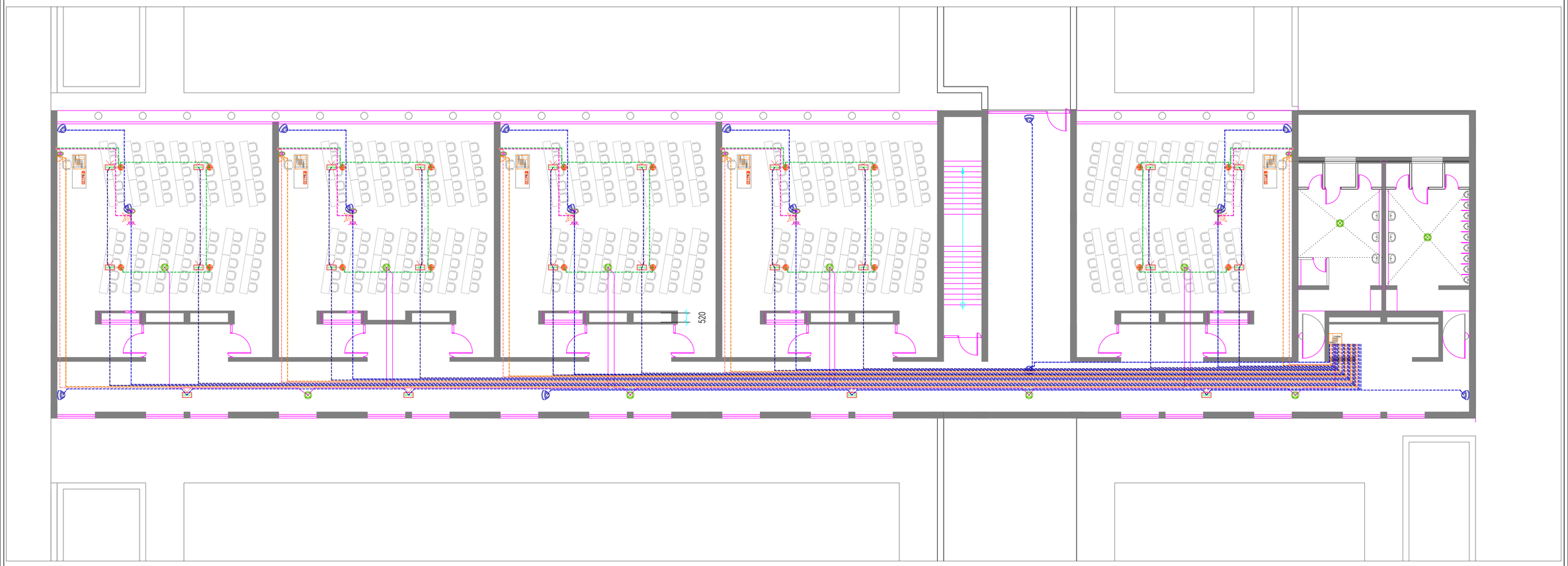

FOR TENDER

NOTES:

This drawing and the design it covers is the property of HCP Design, Planning and Management Pvt. Ltd. It is merely loaned on the borrower's express agreement that it will not be reproduced, copied, loaned, exhibited nor used except in a limited way and private use as permitted by any written consent given by the lender to the borrower.

In case there is any discrepancy between architectural drawings and other drawings, architectural drawings to be followed. The discrepancy to be brought to the notice of the architect before commencement of the work.

All dimensions are to be read and not measured. All dimensions are in mm. Refer detail drawings wherever relevant.

ELV LEGENDS :

	CEILING MOUNTED SPEAKER
	IP IR CEILING DOME CAMERA
	DATA POINT @ AS PER SWITCH BOARD OR FURNITURE DETAILS
	VOICE POINT @ AS PER SWITCH BOARD OR FURNITURE DETAILS
	CEILING WI-FI ACCESS PONT
	WALL MOUNT NETWORK RACK(15U) @+1200MM FRM FFL
	AV POP-UP BOX @ AS PER SWITCH BOARD OR FURNITURE DETAILS
	AV CEILING SPEAKER
	PROJECTOR IN CEILING

ELV CONDUITS & CABLES DETAILS LEGENDS

	25MM DIA PVC MMS WALL/CEILING CONDUIT FOR WI-FI & CCTV WITH MAX 3NOS. OF CAT-6 CABLE IN 1 RUN
	25MM DIA PVC MMS WALL/CEILING CONDUIT FOR DATA & VOICE WITH MAX 3NOS. OF CAT-6 CABLE IN 1 RUN
	25MM DIA PVC MMS WALL/CEILING CONDUIT FOR AV SYSTEM
	40MM DIA PVC SLAB/CEILING CONDUIT FOR PROJECTOR
	WALL JUNCTION FOR ELV SIZE AS PER SITE REQUIREMENT

REVISIONS

Ref.	Date	Description	Appr'd
E00	24.08.2022	FOR TENDER	SP

KEY PLAN

NORTH

ACADMIC BLOCK-E EXTENSION

BLOCK-E THIRD FLOOR ELV FLOOR CONDUIT LAYOUT

DRG. NO.: 1110-E-107-E00

SCALE: 1:110 DATE: 24-08-2022

STATUS: FOR TENDER I = INFORMATION, T = TENDER, E = EXECUTION, R = RECORDS

SERVICES CONSULTANT

JHAVERI ASSOCIATES

2, Pakhi Society, Nr. 5B, Vejalpur ,Jivraj Park, Ahmedabad-380051
T. : 91-79-2682 2928 Fax : 91-79-2682 0909
E-mail :info@ jhaveriassociates.com

ACADEMIC BLOCK E EXTENSION

CLIENT:
PANDIT DEENDAYAL ENERGY UNIVERSITY
AT GANDHINAGAR PROJECT NO: P1110

HCP DESIGN PLANNING AND MANAGEMENT PRIVATE LIMITED
'Paritosh',Usmanpura,Ahmedabad-380 013, Gujarat, INDIA
(079) 27550875. Fax:(079)27552924 hcpahd@hcp.co.in